

Commercial Metering Pedestals - Features & Applications 109
Commercial Metering Pedestals - Mounting Base Details 110
Commercial Metering Pedestals - Pad Mounted 111
Commercial Metering Pedestals - Post/Wall Mounted 112
Commercial Metering Pedestals - Pad Mounted, Unmetered 113
Commercial Metering Pedestals - Pad Mounted, Dual Distribution 114
Commercial Metering Pedestals - Specials ..... 115 - 116

Commercial Meter Pedestals - Features & Applications

Post, Wall, or Pad Mounted Pedestals with Isloated Components for Utility Metering



Name _____

Company Name _____

Address _____

_____

Phone _____

Email _____

Typical Application

- Street & highway lighting
- Traffic signal controller metering
- Irrigation control systems
- Park & recreation facilities
- Golf course lighting
- Sign lighting

Construction

- NEMA Type 3R
- UL Listed
- ANSI 12.7
- EUSERC #308 Compliant (CMP4xxx MC1)

Service conductor terminations and customer's equipment can be factory customized to meet specific job requirements

Commercial Metering Pedestal - Customization Form

Enclosure Mounting Type _____

Supply Voltage _____ Service _____

Supply Amperage _____ Short Circuit Rating _____

Meter Bypass: Safety Socket (Test Block) ❑ Manual Circuit Closing ❑ No Bypass ❑

Disconnect: Main Circuit Breaker ❑ Class "T" Fused Pullout ❑

Distribution: Circuit Panelboard _____ None ❑

Finish: Light Gray (ANSI 61) ❑ Light Green ❑ Federal Brown ❑

Light Gray (ANSI 49) ❑ White ❑ Other _____

Controls:

- ❑ Switch: HOA (Hand-Off-Auto) _____ Test Switch _____
- ❑ Photo-E;ectric Cell: In Window _____ Field Installed _____
- ❑ Time Clock: 24 Hour _____ 7 Day _____ Electronic _____ Mechanical _____
- ❑ Lighting Contractor: Amps _____ Poles _____ Control Voltage _____
- ❑ Thermostat: Electronic _____ Mechanical _____
- ❑ Cabinet Heater: Watts _____ ❑ Control Transformer: Amps _____
- ❑ Duplex Receptacles: _____ ❑ Terminal Block _____

For online form, see www.cooperbline/metering.
Send completed form to customer service at Eaton's B-Line Business. See address information on back cover.

Installation Instructions
CMP-4000 Series

Meter pedestals are designed for pad-mount installation. Two methods can be used to install pedestals on a concrete pad.

1. Use pre-fabricated mounting base assembly.
   A. Cat. No. MB1515 -
      Suitable for 15″ wide x 15″ deep pedestals.
   B. Cat. No. MB2015 -
      Suitable for 20″ wide x 15″ deep pedestals.

Install mounting base assembly flush with top surface of concrete pad, allowing mounting studs to reach above pad. Locate line and load conduits in the designated areas as shown on drawings below.

MB1515

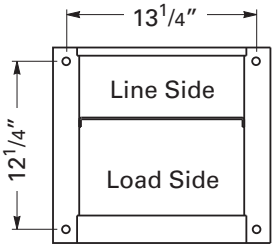

MB2015

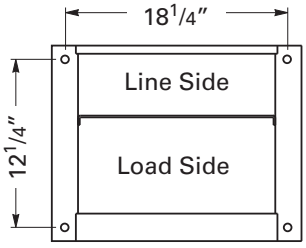

2. Use anchor bolts (3/8″ dia.) pre-cast in concrete pad. Mounting hole dimensions are shown above for 15 x 15 and 20 x 15 pedestals. Locate line and load conduits the same as in method 1.

Installation Instructions
CMP-4900 Series

Meter pedestals are designed for pad-mount installation. Two methods can be used to install pedestals on a concrete pad.

1. Use pre-fabricated mounting base assembly.
   A. Cat. No. MB2820 -
      Suitable for 28″ wide x 20″ deep pedestals. (CMP-4900 Models)

Install mounting base assembly flush with top surface of concrete pad, allowing mounting studs to reach above pad. Locate line and load conduits in the designated areas as shown on drawing below.

MB2820

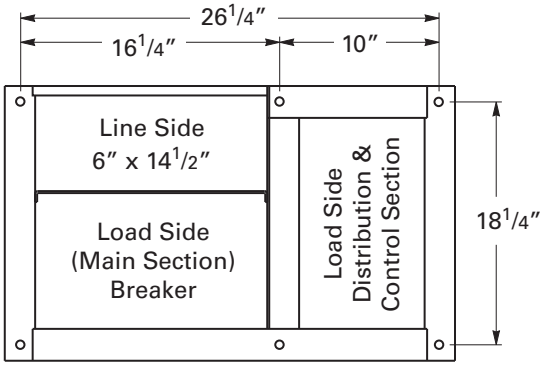

2. Use anchor bolts (3/8″ dia.) pre-cast in concrete pad. Mounting hole dimensions are shown above. Locate line and load conduits the same as in method 1.

Commercial Meter Pedestals - Pad Mounted



CMP4111MC-1



Application

- Utility meter, main disconnect and distribution panel
- Receive ANSI C12.10 watthour meters

Construction

- Ring type
- NEMA Type 3R
- ANSI 61 gray E-coat finish
- Separate sealable utility termination and meter compartments
- Padlockable disconnect and distribution section
- Underground feed

Standards

- UL Listed
- ANSI C12.7
- EUSERC #308

Accessories

- 5th jaw kit - 50365 (single phase)
- Filler plate kit - 25139
- Class T fusible pullouts
- Controls, see page 109

Catalog Number	Amp Rating	Jaws	Service Type	Bypass	Voltage	Distribution		Type	Mounting Pad	Dimensions		
						Main Breaker	Branches			Width	Depth	Height
CMP4111MC-1	100	4	1Ø,3W	TB	240	100A,2P	12	Plug-In	MB1515	15″	17 1/2″	54″
CMP4111MCH-1	100	4	1Ø,3W	TB	480	100A,2P	14	Bolt-On	MB2015	20″	17 1/2″	54″
CMP4121MC-1	200	4	1Ø,3W	TB	240	200A,2P	12	Plug-In	MB1515	15″	17 1/2″	54″
CMP4121MCH-1	200	4	1Ø,3W	TB	480	200A,2P	18	Bolt-On	MB2015	20″	17 1/2″	54″
CMP4411MC-1	100	7	3Ø,4W	TB	240	100A,3P	12	Plug-In	MB1515	15″	17 1/2″	54″
CMP4411MCH-1	100	7	3Ø,4W	TB	480	100A,3P	12	Bolt-On	MB2015	20″	17 1/2″	54″
CMP4421MC-1	200	7	3Ø,4W	TB	240	200A,3P	12	Plug-In	MB1515	15″	17 1/2″	54″
CMP4421MCH-1	200	7	3Ø,4W	TB	480	200A,3P	18	Bolt-On	MB2015	20″	17 1/2″	54″

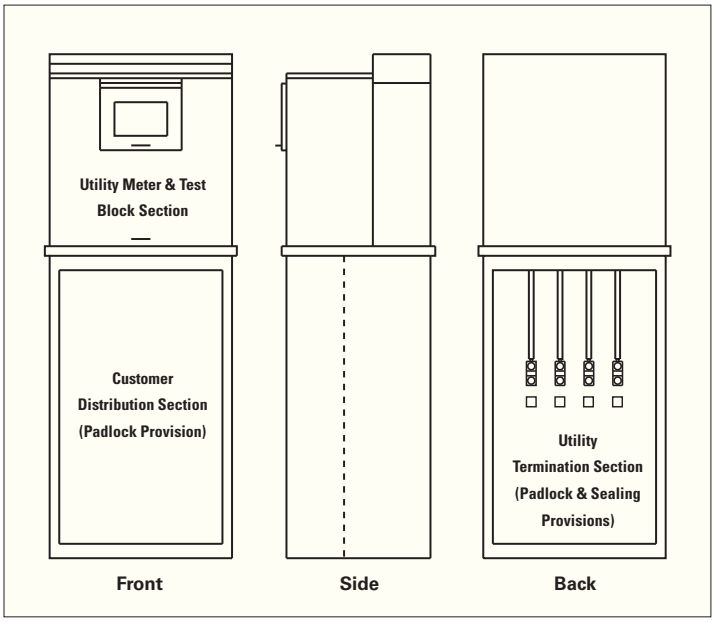

Data subject to change without notice. Consult local utility for area acceptance. All dimensions are in inches.



CMP4111M

Application
- Utility meter, main disconnect and distribution panel
- Receive ANSI C12.10 watthour meters

Construction
- Ring type
- NEMA Type 3R
- ANSI 61 gray E-coat finish
- Separate sealable utility termination and meter compartments
- Padlockable disconnect and distribution section
- Underground feed

Standards
- UL Listed
- ANSI C12.7

Accessories
- 5th jaw kit - 50365 (single phase)
- Filler plate kit - 25139
- Class T fusible pullouts
- Controls, see page 109

Catalog Number	Amp Rating	Jaws	Service Type	Bypass	Voltage	Distribution		Type	Dimensions		
						Main Breaker	Branches		Width	Depth	Height
CMP4111M	100	4	1Ø,3W	--	240	100A,2P	12	Plug-In	32″	8″	32″
CMP4111MC	100	4	1Ø,3W	TB	240	100A,2P	12	Plug-In	32″	8″	32″
CMP4111MCH	100	4	1Ø,3W	TB	480	100A,2P	14	Bolt-On	32″	8″	38″
CMP4121M	200	4	1Ø,3W	--	240	200A,2P	12	Plug-In	32″	8″	38″
CMP4121MC	200	4	1Ø,3W	TB	240	200A,2P	12	Plug-In	32″	8″	38″
CMP4121MCH	200	4	1Ø,3W	TB	480	200A,2P	18	Bolt-On	32″	8″	38″
CMP4411M	100	7	3Ø,4W	--	240	100A,3P	12	Plug-In	32″	8″	32″
CMP4411MC	100	7	3Ø,4W	TB	240	100A,3P	12	Plug-In	32″	8″	32″
CMP4411MCH	100	7	3Ø,4W	TB	480	100A,3P	12	Bolt-On	32″	8″	32″
CMP4421M	200	7	3Ø,4W	--	240	200A,3P	12	Plug-In	32″	8″	32″
CMP4421MC	200	7	3Ø,4W	TB	240	200A,3P	12	Plug-In	32″	8″	32″
CMP4421MCH	200	7	3Ø,4W	--	480	200A,3P	18	Bolt-On	32″	8″	38″

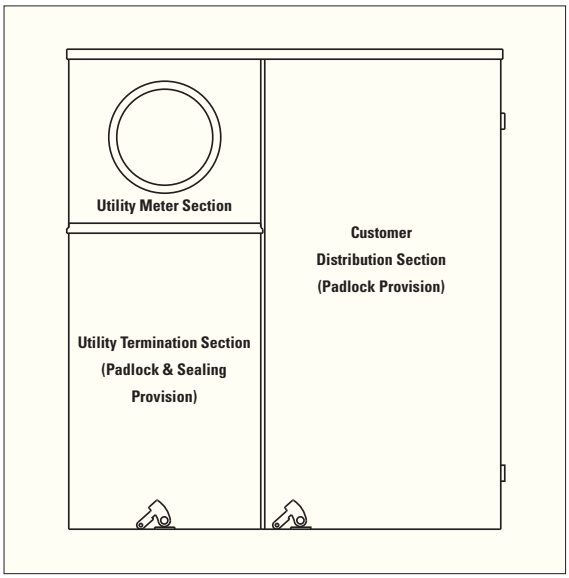

Data subject to change without notice. Consult local utility for area acceptance. All dimensions are in inches.

Commercial Meter Pedestals - Pad Mounted, Unmetered



CUP4111

Application
- Utility meter, main disconnect and distribution panel

Construction
- Ring type
- NEMA Type 3R
- ANSI 61 gray E-coat finish
- Separate sealable utility termination and meter compartments
- Padlockable disconnect and distribution section
- Underground feed

Standards
- UL Listed
- ANSI C12.7

Accessories
- 5th jaw kit - 50365 (single phase)
- Filler plate kit - 25139
- Class T fusible pullouts
- Controls, see page 109

Catalog Number	Amp Rating	Service Type	Bypass	Distribution				Mounting Pad	Dimensions		
				Voltage	Main Breaker	Branches	Type		Width	Depth	Height
CUP4111	100	1Ø,3W	TB	240	100A,2P	12	Plug-In	MB1515	15″	17 1/2″	32″
CUP4111H	100	1Ø,3W	TB	480	100A,2P	14	Bolt-On	MB2015	20″	17 1/2″	32″
CUP4121	200	1Ø,3W	TB	240	200A,2P	12	Plug-In	MB1515	15″	17 1/2″	32″
CUP4121H	200	1Ø,3W	TB	480	200A,2P	18	Bolt-On	MB2015	20″	17 1/2″	32″
CUP4411	100	3Ø,4W	TB	240	100A,3P	12	Plug-In	MB1515	15″	17 1/2″	32″
CUP4411H	100	3Ø,4W	TB	480	100A,3P	12	Bolt-On	MB2015	20″	17 1/2″	32″
CUP4421	200	3Ø,4W	TB	240	200A,3P	12	Plug-In	MB1515	15″	17 1/2″	32″
CUP4421H	200	3Ø,4W	TB	480	200A,3P	18	Bolt-On	MB2015	20″	17 1/2″	32″

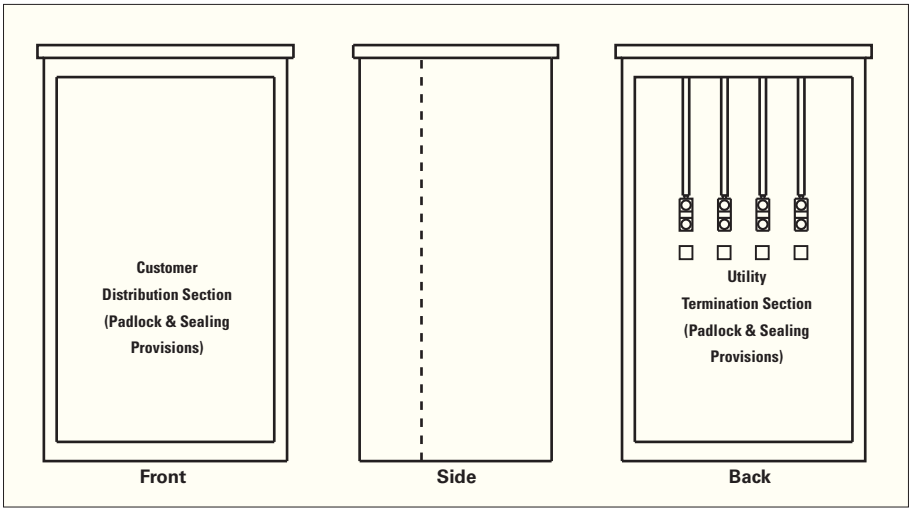

Commercial Meter Pedestals - Pad Mounted, Dual Distribution



Application
- Utility meter, main disconnect and distribution panel
- Receive ANSI C12.10 watthour meters

Construction
- Ring type
- NEMA Type 3R
- ANSI 61 gray E-coat finish
- Separate sealable utility termination and meter compartments
- Padlockable disconnect and distribution section
- Underground feed

Standards
- UL Listed
- ANSI C12.7

Accessories
- 5th jaw kit - 50365 (single phase)
- Filler plate kit - 25139
- Class T fusible pullouts
- Controls, see page 109

Catalog Number	Amp Rating	Jaws	Service Type	Bypass	Distribution			Mounting Pad
					Voltage	Main Breaker	Branch Circuits	
CMP4911M	100	4	1Ø, 3W	--	240	50A/2P (2)		
CMP4911MC	100	4	1Ø, 3W	TB	240	50A/2P (2)		
CMP4911MCH	100	4	1Ø, 3W	TB	480	50A/2P (2)		
CMP4914M	100	7	3Ø, 4W	--	240	50A/3P (2)		
CMP4914MC	100	7	3Ø, 4W	TB	240	50A/3P (2)		
CMP4914MCH	100	7	3Ø, 4W	TB	240	50A/3P (2)	Per	
CMP4921M	200	4	1Ø, 3W	--	240	100A/2P (2)	Customer	MB2820
CMP4921MC	200	4	1Ø, 3W	TB	240	100A/2P (2)	Specification	
CMP4921MCH	200	4	1Ø, 3W	TB	480	100A/2P (2)		
CMP4924M	200	7	3Ø, 4W	--	240	100A/3P (2)		
CMP4924MC	200	7	3Ø, 4W	TB	240	100A/3P (2)		
CMP4924MCH	200	7	3Ø, 4W	TB	480	100A/3P (2)		
CMP4941MN	400	4	1Ø, 3W	MCC	240	400A/2P (2)		

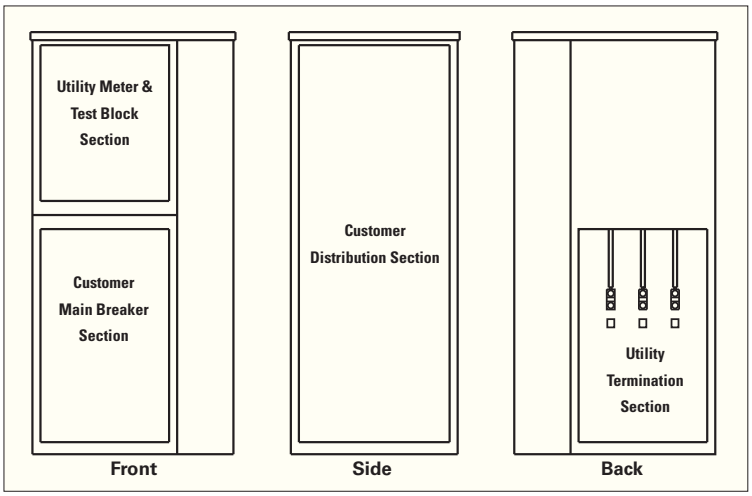

Data subject to change without notice. Consult local utility for area acceptance. All dimensions are in inches.

Commercial Meter Pedestals - Specials



CMP4012MC-1

Application
- Utility meter, main disconnect and distribution panel
- Receive ANSI C12.10 watthour meters

Construction
- Ring type
- NEMA Type 3R
- ANSI 61 gray E-coat finish
- Separate sealable utility termination and meter compartments
- Padlockable disconnect and distribution section
- Underground feed

Standards
- UL Listed
- ANSI C12.7

Accessories
- 5th jaw kit - 50365 (single phase)
- Filler plate kit - 25139
- Class T fused pullouts
- Controls, see page 109

Pad Mount, Dual Metered Side-by-Side - Fig. 1 (see page 116)

Catalog Number	Amp Rating	Jaws	Service Type	Bypass	Distribution				Mounting Pad	Dimensions		
					Voltage	Main Breaker	Branches	Type		Width	Depth	Height
CM2P4111MC-1	200	7	1Ø,3W	TB	240	100A,2P	12	Plug-In	MB3215	32″	17 1/2″	54″
				TB	240	100A,2P	12	Plug-In				
CM2P4411MC-1	200	7	1Ø,3W	TB	480	100A,2P	14	Bolt-On	MB3215	32″	17 1/2″	54″
				TB	480	100A,2P	14	Bolt-On				
CM2P4121MC-1	400	4	1Ø,3W	MCC	240	200A,2P	--	--	MB3215	32″	17 1/2″	54″
				MCC	240	200A,2P	--	--				
CM2P4421MC-1	400	7	3Ø,4W	TB	240	200A,2P	12	Plug-In	MB3215	32″	17 1/2″	54″
				TB	240	200A,2P	12	Plug-In				

Pad Mount, Dual Metered - Fig. 2 (see page 116)

Catalog Number	Amp Rating	Jaws	Service Type	Bypass	Distribution				Mounting Pad	Dimensions		
					Voltage	Main Breaker	Branches	Type		Width	Depth	Height
CMP4012MC-1	100	4	1Ø,3W	--	240	60A,2P	4	Plug-In	MB1515	15″	17 1/2″	54″
				TB	240	60A,2P	4	Plug-In				
CMP4022MC-1	100	4	1Ø,3W	--	240	60A,2P	4	Plug-In	MB1515	15″	17 1/2″	54″
				TB	240	60A,2P	12	Plug-In				

Pad Mount, Split Load Style - Fig. 3 (see page 116)

Catalog Number	Amp Rating	Jaws	Service Type	Bypass	Distribution				Mounting Pad	Dimensions		
					Voltage	Main Breaker	Branches	Type		Width	Depth	Height
CMP4011SLC-1	100	4	1Ø,3W	TB	240	60A,2P	4	Plug-In	MB1515	15″	17 1/2″	54″
		Unmetered	1Ø,3W	Unmetered	240	60A,2P	4	Plug-In				

Fig. 1

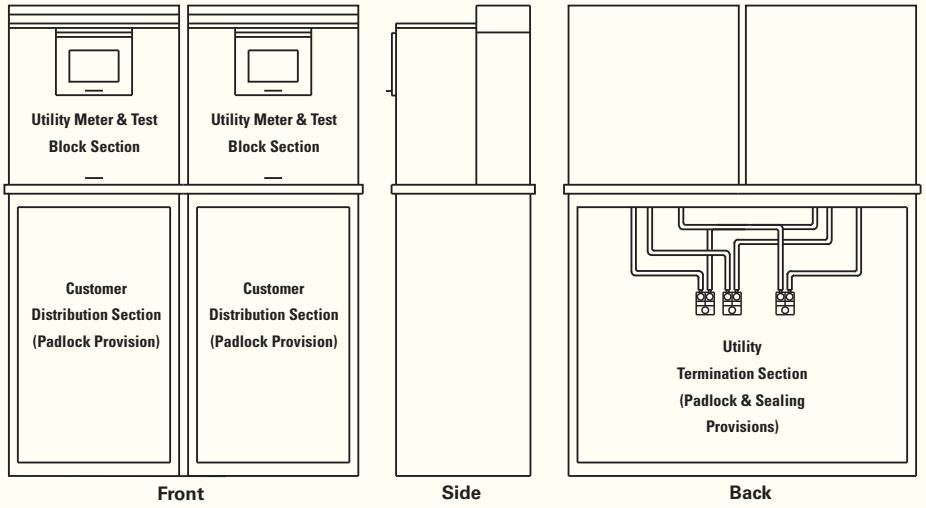

Fig. 2

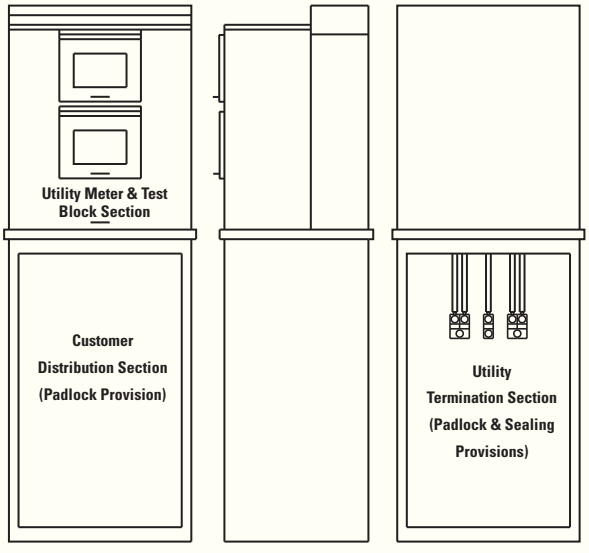

Fig. 3

