


PART No. EN4SD603612S16R


for more information visit  
[www.hammondmfg.com](http://www.hammondmfg.com)

Data subject to change without notice


Isometric drawing Not to Scale



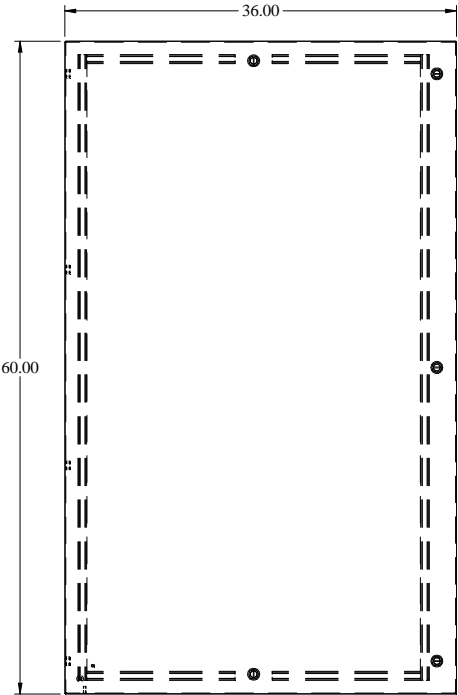
TOP VIEW




BACK VIEW




LEFT SIDE VIEW



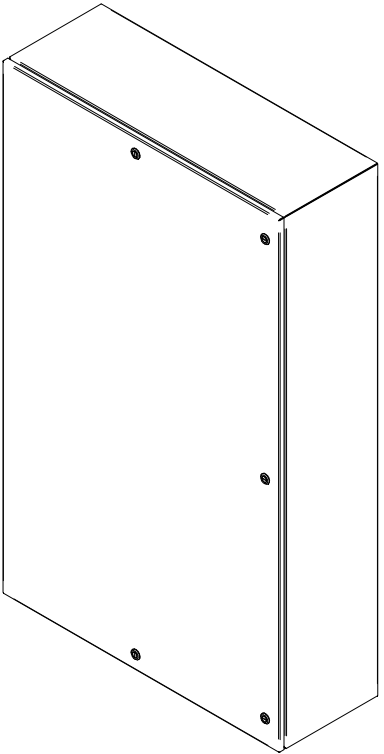
FRONT VIEW



BOTTOM VIEW



RIGHT SIDE VIEW



ISOMETRIC VIEW