

Polysafe Series

configuration options and specifications

*** Prefix**

- PS:** Flat opaque cover
- PSB:** Flat cover with bonded window
- PSG:** Flat cover with gasketed window

**** Suffix**

- A:** Stainless steel pinned hinges and 3 or 5 point latching mechanism with full turn standard handle
- /2A:** Stainless steel pinned hinges, two doors and 3 or 5 point latching mechanism with full turn standard handle
- /2LA:** Stainless steel pinned hinges, two lateral doors and 3 or 5 point latching mechanism with full turn standard handle
- DFR:** Front and rear doors installed
- E1:** One extension collar installed
- E2:** Two extension collars installed
- /2A available on 3050, 4040, 4050 and 5040 enclosures*
- /2LA available on 5040 enclosures*

Features

- Enclosures are maintenance free and corrosion resistant.
- Bases and covers are hot compression molded from halogen free, self extinguishing fiberglass reinforced polyester (FRP) that can withstand continuous temperatures from -58°F to 302°F (-50°C to 150°C) and momentary exposure to 392°F (200°C).
- Windows are made from 1/4" transparent Lexan.
- Can be coupled in height, width and depth for wall mounting and freestanding units.
- Standard 3 or 5 point latching mechanism (dependant on size).
- All enclosures can be easily modified to customer specifications.
- Gaskets are made from continuously poured polyurethane foam.

Applications

Polysafe enclosures are highly effective at protecting electrical and electronic controls. These enclosures can be used as insulated electrical junction boxes, terminal wiring boxes, instrument housings and electrical control housings in wet, dusty and corrosive environments.

Standards

- IEC 60529 (IP65)
- IEC 62208
- IEC 62262 (IK10)
- EN 60529 (IP65)
- EN 62208
- EN 62262 (IK10)

Approvals

- UL Listed Types 3, 3R, 3S, 4, 4X, 12, 12K & 13
- CSA 3, 3R, 3S, 4, 4X, 12 & 13
- Lloyd's Register of Shipping



Opaque Cover Enclosures (PS)	92
Opaque Cover Enclosures with Extension Collars (PS E)	94
Bonded Window Enclosures (PSB)	98
Bonded Window Enclosures with Extension Collars (PSB E)	100
Gasketed Window Enclosures (PSB)	104
Gasketed Window Enclosures with Extension Collars (PSB E)	106
Back Plates	110
Front Plates	111
19" Swing Frames	112
Floor Pads	112
Rain Hoods	113
Accessories	114



Configurations

- A:** Stainless steel pinned hinges and 3 or 5 point latching mechanism with full turn standard handle
- /2A:** Stainless steel pinned hinges, two doors and 3 or 5 point latching mechanism with full turn standard handle
- /2LA:** Stainless steel pinned hinges, two lateral doors and 3 or 5 point latching mechanism with full turn standard handle
- DFR:** Front and rear doors

Features

- Enclosures are maintenance free and corrosion resistant.
- Bases and covers are hot compression molded from halogen free, self extinguishing fiberglass reinforced polyester (FRP) that can withstand continuous temperatures from -58°F to 302°F (-50°C to 150°C) and momentary exposure to 392°F (200°C).
- Can be coupled in height, width and depth for wall mounting and freestanding units.
- Standard 3 or 5 point latching mechanism (dependant on size).
- All enclosures can be easily modified to customer specifications.
- Gaskets are made from continuously poured polyurethane foam.

Applications

Polysafe enclosures are highly effective at protecting electrical and electronic controls. These enclosures can be used as insulated electrical junction boxes, terminal wiring boxes, instrument housings and electrical control housings in wet, dusty and corrosive environments.

Standards

IEC 60529 (IP65)	EN 60529 (IP65)
IEC 62208	EN 62208
IEC 62262 (IK10)	EN 62262 (IK10)

Approvals

UL Listed Types 3, 3R, 3S, 4, 4X, 12, 12K & 13
CSA 3, 3R, 3S, 4, 4X, 12 & 13
Lloyd's Register of Shipping



Part Number	Exterior Dimensions	Interior Dimensions	Weight	Back Plate	Front Plate	19" Swing Frame
	H x W x D Inches (mm)	H x W x D Inches (mm)	Lbs (kg)	A: Aluminum S: Steel N: Non-Metallic	A: Aluminum Non-metallic	Aluminum
PS2020A PS2020ADFR	19.69 x 19.69 x 12.60 (500 x 500 x 320)	19.44 x 19.44 x 12.35 (494 x 494 x 314)	25.5 (11.57)	PSBP22A PSBP22S PSBP22N	PSFPH2020A PSFPH2020A-KIT PSID22	Not Available
PS2030A PS2030ADFR	19.69 x 29.53 x 12.60 (500 x 750 x 320)	19.44 x 29.28 x 12.35 (494 x 744 x 314)	37.5 (17.01)	PSBP32A PSBP32S PSBP32N	PSID23	PSPF-2030
PS3020A PS3020ADFR	29.53 x 19.69 x 12.60 (750 x 500 x 320)	29.28 x 19.44 x 12.35 (744 x 494 x 314)	37.5 (17.01)	PSBP32A PSBP32S PSBP32N	PSFPH3020A PSFPH3020A-KIT PSID32	Not Available
PS3030A PS3030ADFR	29.53 x 29.53 x 12.60 (750 x 750 x 320)	29.28 x 29.28 x 12.35 (744 x 744 x 314)	43.8 (19.87)	PSBP33A PSBP33S PSBP33N	PSFPH3030A PSFPH3030A-KIT PSID33	PSPF-3030
PS3040A PS3040ADFR	29.53 x 39.37 x 12.60 (750 x 1000 x 320)	29.28 x 39.12 x 12.35 (744 x 994 x 314)	56 (25.40)	PSBP43A PSBP43S PSBP43N	Not Available	Not Available
PS3050/2A PS3050/2ADFR	29.53 x 49.21 x 12.60 (750 x 1250 x 320)	29.28 x 48.96 x 12.35 (744 x 1244 x 314)	69 (31.30)	PSBP53A PSBP53S PSBP53N	Not Available	Not Available
PS4020A PS4020ADFR	39.37 x 19.69 x 12.60 (1000 x 500 x 320)	39.12 x 19.44 x 12.35 (994 x 494 x 314)	43.8 (19.87)	PSBP42A PSBP42S PSBP42N	PSID42	Not Available
PS4030A PS4030ADFR	39.37 x 29.53 x 12.60 (1000 x 750 x 320)	39.12 x 29.28 x 12.35 (994 x 744 x 314)	56 (25.40)	PSBP43A PSBP43S PSBP43N	PSFPH4030A PSFPH4030A-KIT PSID43	PSPF-4030
PS4040A PS4040/2A PS4040ADFR PS4040/2ADFR	39.37 x 39.37 x 12.60 (1000 x 1000 x 320)	39.12 x 39.12 x 12.35 (994 x 994 x 314)	69.6 (31.57)	PSBP44A PSBP44S PSBP44N	Not Available	Not Available
PS4050/2A PS4050/2ADFR	39.37 x 49.21 x 12.60 (1000 x 1250 x 320)	39.12 x 48.96 x 12.35 (994 x 1244 x 314)	83.5 (37.87)	PSBP54A PSBP54S PSBP54N	Not Available	Not Available
PS5030A PS5030ADFR	49.21 x 29.53 x 12.60 (1250 x 750 x 320)	48.96 x 29.28 x 12.35 (1244 x 744 x 314)	69 (31.30)	PSBP53A PSBP53S PSBP53N	PSFPH5030A PSFPH5030A-KIT	PSPF-5030
PS5040/2A PS5040/2LA PS5040/2ADFR PS5040/2LADFR	49.21 x 39.37 x 12.60 (1250 x 1000 x 320)	48.96 x 39.12 x 12.35 (1244 x 994 x 314)	83.5 (37.87)	PSBP54A PSBP54S PSBP54N	Not Available	Not Available

Configurations

- E1A:** One extension collar, stainless steel pinned hinges and 3 or 5 point latching mechanism with full turn standard handle
- E1/2A:** One extension collar, stainless steel pinned hinges, two doors and 3 or 5 point latching mechanism with full turn standard handle
- E1/2LA:** One extension collar, stainless steel pinned hinges, two lateral doors and 3 or 5 point latching mechanism with full turn standard handle
- DFR:** Front and rear doors

Features

- Enclosures are maintenance free and corrosion resistant.
- Bases and covers are hot compression molded from halogen free, self extinguishing fiberglass reinforced polyester (FRP) that can withstand continuous temperatures from -58°F to 302°F (-50°C to 150°C) and momentary exposure to 392°F (200°C).
- Can be coupled in height, width and depth for wall mounting and freestanding units.
- Standard 3 or 5 point latching mechanism (dependant on size).
- All enclosures can be easily modified to customer specifications.
- Gaskets are made from continuously poured polyurethane foam.

Applications

Polysafe enclosures are highly effective at protecting electrical and electronic controls. These enclosures can be used as insulated electrical junction boxes, terminal wiring boxes, instrument housings and electrical control housings in wet, dusty and corrosive environments.

Standards

IEC 60529 (IP65)	EN 60529 (IP65)
IEC 62208	EN 62208
IEC 62262 (IK10)	EN 62262 (IK10)

Approvals

UL Listed Types 3, 3R, 3S, 4, 4X, 12, 12K & 13
CSA 3, 3R, 3S, 4, 4X, 12 & 13
Lloyd's Register of Shipping



Part Number	Exterior Dimensions	Interior Dimensions	Weight	Back Plate	Front Plate	19" Swing Frame
	H x W x D Inches (mm)	H x W x D Inches (mm)		A: Aluminum S: Steel N: Non-Metallic	A: Aluminum Non-metallic	Aluminum
PS2020E1A PS2020E1ADFR	19.69 x 19.69 x 25.20 (500 x 500 x 640)	19.44 x 19.44 x 24.70 (494 x 494 x 628)	50 (22.68)	PSBP22A PSBP22S PSBP22N	PSFPH2020A PSFPH2020A-KIT PSID22	Not Available
PS2030E1A PS2030E1ADFR	19.69 x 29.53 x 25.20 (500 x 750 x 640)	19.44 x 29.28 x 24.70 (494 x 744 x 628)	75 (34.02)	PSBP32A PSBP32S PSBP32N	PSID23	PSPF-2030
PS3020E1A PS3020E1ADFR	29.53 x 19.69 x 25.20 (750 x 500 x 640)	29.28 x 19.44 x 24.70 (744 x 494 x 628)	75 (34.02)	PSBP32A PSBP32S PSBP32N	PSFPH3020A PSFPH3020A-KIT PSID32	Not Available
PS3030E1A PS3030E1ADFR	29.53 x 29.53 x 25.20 (750 x 750 x 640)	29.28 x 29.28 x 24.70 (744 x 744 x 628)	87.6 (39.73)	PSBP33A PSBP33S PSBP33N	PSFPH3030A PSFPH3030A-KIT PSID33	PSPF-3030
PS3040E1A PS3040E1ADFR	29.53 x 39.37 x 25.20 (750 x 1000 x 640)	29.28 x 39.12 x 24.70 (744 x 994 x 628)	112 (50.80)	PSBP43A PSBP43S PSBP43N	Not Available	Not Available
PS3050E1/2A PS3050E1/2ADFR	29.53 x 49.21 x 25.20 (750 x 1250 x 640)	29.28 x 48.96 x 24.70 (744 x 1244 x 628)	138 (62.60)	PSBP53A PSBP53S PSBP53N	Not Available	Not Available
PS4020E1A PS4020E1ADFR	39.37 x 19.69 x 25.20 (1000 x 500 x 640)	39.12 x 19.44 x 24.70 (994 x 494 x 628)	87.6 (39.73)	PSBP42A PSBP42S PSBP42N	PSID42	Not Available
PS4030E1A PS4030E1ADFR	39.37 x 29.53 x 25.20 (1000 x 750 x 640)	39.12 x 29.28 x 24.70 (994 x 744 x 628)	112 (50.80)	PSBP43A PSBP43S PSBP43N	PSFPH4030A PSFPH4030A-KIT PSID43	PSPF-4030
PS4040E1A PS4040E1/2A PS4040E1ADFR PS4040E1/2ADFR	39.37 x 39.37 x 25.20 (1000 x 1000 x 640)	39.12 x 39.12 x 24.70 (994 x 994 x 628)	138 (62.60)	PSBP44A PSBP44S PSBP44N	Not Available	Not Available
PS4050E1/2A PS4050E1/2ADFR	39.37 x 49.21 x 25.20 (1000 x 1250 x 640)	39.12 x 48.96 x 24.70 (994 x 1244 x 628)	167 (75.75)	PSBP54A PSBP54S PSBP54N	Not Available	Not Available
PS5030E1A PS5030E1ADFR	49.21 x 29.53 x 25.20 (1250 x 750 x 640)	48.96 x 29.28 x 24.70 (1244 x 744 x 628)	138 (62.60)	PSBP53A PSBP53S PSBP53N	PSFPH5030A PSFPH5030A-KIT	PSPF-5030
PS5040E1/2A PS5040E1/2LA PS5040E1/2ADFR PS5040E1/2LADFR	49.21 x 39.37 x 25.20 (1250 x 1000 x 640)	48.96 x 39.12 x 24.70 (1244 x 994 x 628)	167 (75.75)	PSBP54A PSBP54S PSBP54N	Not Available	Not Available

Configurations

- E2A:** Two extension collars, stainless steel pinned hinges and 3 or 5 point latching mechanism with full turn standard handle
- E2/2A:** Two extension collars, stainless steel pinned hinges, two doors and 3 or 5 point latching mechanism with full turn standard handle
- E2/2LA:** Two extension collars, stainless steel pinned hinges, two lateral doors and 3 or 5 point latching mechanism with full turn standard handle
- DFR:** Front and rear doors

Features

- Enclosures are maintenance free and corrosion resistant.
- Bases and covers are hot compression molded from halogen free, self extinguishing fiberglass reinforced polyester (FRP) that can withstand continuous temperatures from -58°F to 302°F (-50°C to 150°C) and momentary exposure to 392°F (200°C).
- Can be coupled in height, width and depth for wall mounting and freestanding units.
- Standard 3 or 5 point latching mechanism (dependant on size).
- All enclosures can be easily modified to customer specifications.
- Gaskets are made from continuously poured polyurethane foam.

Applications

Polysafe enclosures are highly effective at protecting electrical and electronic controls. These enclosures can be used as insulated electrical junction boxes, terminal wiring boxes, instrument housings and electrical control housings in wet, dusty and corrosive environments.

Standards

IEC 60529 (IP65)	EN 60529 (IP65)
IEC 62208	EN 62208
IEC 62262 (IK10)	EN 62262 (IK10)

Approvals

UL Listed Types 3, 3R, 3S, 4, 4X, 12, 12K & 13
CSA 3, 3R, 3S, 4, 4X, 12 & 13
Lloyd's Register of Shipping



Part Number	Exterior Dimensions	Interior Dimensions	Weight	Back Plate	Front Plate	19" Swing Frame
	H x W x D Inches (mm)	H x W x D Inches (mm)	Lbs (kg)	A: Aluminum S: Steel N: Non-Metallic	A: Aluminum Non-metallic	Aluminum
PS2020E2A PS2020E2ADFR	19.69 x 19.69 x 37.80 (500 x 500 x 960)	19.44 x 19.44 x 37.09 (494 x 494 x 942)	75 (34.02)	PSBP22A PSBP22S PSBP22N	PSFPH2020A PSFPH2020A-KIT PSID22	Not Available
PS2030E2A PS2030E2ADFR	19.69 x 29.53 x 37.80 (500 x 750 x 960)	19.44 x 29.28 x 37.09 (494 x 744 x 942)	112 (50.80)	PSBP32A PSBP32S PSBP32N	PSID23	PSPF-2030
PS3020E2A PS3020E2ADFR	29.53 x 19.69 x 37.80 (750 x 500 x 960)	29.28 x 19.44 x 37.09 (744 x 494 x 942)	112 (50.80)	PSBP32A PSBP32S PSBP32N	PSFPH3020A PSFPH3020A-KIT PSID32	Not Available
PS3030E2A PS3030E2ADFR	29.53 x 29.53 x 37.80 (750 x 750 x 960)	29.28 x 29.28 x 37.09 (744 x 744 x 942)	131 (59.42)	PSBP33A PSBP33S PSBP33N	PSFPH3030A PSFPH3030A-KIT PSID33	PSPF-3030
PS3040E2A PS3040E2ADFR	29.53 x 39.37 x 37.80 (750 x 1000 x 960)	29.28 x 39.12 x 37.09 (744 x 994 x 942)	168 (76.20)	PSBP43A PSBP43S PSBP43N	Not Available	Not Available
PS3050E2/2A PS3050E2/2ADFR	29.53 x 49.21 x 37.80 (750 x 1250 x 960)	29.28 x 48.96 x 37.09 (744 x 1244 x 942)	207 (93.89)	PSBP53A PSBP53S PSBP53N	Not Available	Not Available
PS4020E2A PS4020E2ADFR	39.37 x 19.69 x 37.80 (1000 x 500 x 960)	39.12 x 19.44 x 37.09 (994 x 494 x 942)	131 (59.42)	PSBP42A PSBP42S PSBP42N	PSID42	Not Available
PS4030E2A PS4030E2ADFR	39.37 x 29.53 x 37.80 (1000 x 750 x 960)	39.12 x 29.28 x 37.09 (994 x 744 x 942)	168 (76.20)	PSBP43A PSBP43S PSBP43N	PSFPH4030A PSFPH4030A-KIT PSID43	PSPF-4030
PS4040E2A PS4040E2/2A PS4040E2ADFR PS4040E2/2ADFR	39.37 x 39.37 x 37.80 (1000 x 1000 x 960)	39.12 x 39.12 x 37.09 (994 x 994 x 942)	209 (94.80)	PSBP44A PSBP44S PSBP44N	Not Available	Not Available
PS4050E2/2A PS4050E2/2ADFR	39.37 x 49.21 x 37.80 (1000 x 1250 x 960)	39.12 x 48.96 x 37.09 (994 x 1244 x 942)	251 (113.85)	PSBP54A PSBP54S PSBP54N	Not Available	Not Available
PS5030E2A PS5030E2ADFR	49.21 x 29.53 x 37.80 (1250 x 750 x 960)	48.96 x 29.28 x 37.09 (1244 x 744 x 942)	207 (93.89)	PSBP53A PSBP53S PSBP53N	PSFPH5030A PSFPH5030A-KIT	PSPF-5030
PS5040E2/2A PS5040E2/2LA PS5040E2/2ADFR PS5040E2/2LADFR	49.21 x 39.37 x 37.80 (1250 x 1000 x 960)	48.96 x 39.12 x 37.09 (1244 x 994 x 942)	251 (113.85)	PSBP54A PSBP54S PSBP54N	Not Available	Not Available

Configurations

- A:** Stainless steel pinned hinges and 3 or 5 point latching mechanism with full turn standard handle
- /2A:** Stainless steel pinned hinges, two doors and 3 or 5 point latching mechanism with full turn standard handle
- /2LA:** Stainless steel pinned hinges, two lateral doors and 3 or 5 point latching mechanism with full turn standard handle
- DFR:** Front and rear doors

Features

- Enclosures are maintenance free and corrosion resistant.
- Bases and covers are hot compression molded from halogen free, self extinguishing fiberglass reinforced polyester (FRP) that can withstand continuous temperatures from -58°F to 302°F (-50°C to 150°C) and momentary exposure to 392°F (200°C).
- Windows are made from 1/4" transparent Lexan and bonded to the cover.
- Can be coupled in height, width and depth for wall mounting and freestanding units.
- Standard 3 or 5 point latching mechanism (dependant on size).
- All enclosures can be easily modified to customer specifications.
- Gaskets are made from continuously poured polyurethane foam.

Applications

Polysafe PSB enclosures are highly effective at protecting electrical and electronic controls. These enclosures can be used as insulated electrical junction boxes, terminal wiring boxes, instrument housings and electrical control housings in wet, dusty and corrosive environments where visibility of interior components is important.

Standards

IEC 60529 (IP65)	EN 60529 (IP65)
IEC 62208	EN 62208
IEC 62262 (IK00)	EN 62262 (IK00)

Approvals

UL Listed Types 3, 3R, 3S, 4, 4X, 12, 12K & 13
CSA 3, 3R, 3S, 4, 4X, 12 & 13
Lloyd's Register of Shipping



Part Number	Exterior Dimensions	Interior Dimensions	Weight	Back Plate	Front Plate	19" Swing Frame
	H x W x D Inches (mm)	H x W x D Inches (mm)	Lbs (kg)	A: Aluminum S: Steel N: Non-Metallic	A: Aluminum Non-metallic	Aluminum
PSB2020A PSB2020ADFR	19.69 x 19.69 x 12.60 (500 x 500 x 320)	19.44 x 19.44 x 12.35 (494 x 494 x 314)	25.5 (11.57)	PSBP22A PSBP22S PSBP22N	PSFPH2020A PSFPH2020A-KIT PSID22	Not Available
PSB2030A PSB2030ADFR	19.69 x 29.53 x 12.60 (500 x 750 x 320)	19.44 x 29.28 x 12.35 (494 x 744 x 314)	37.5 (17.01)	PSBP32A PSBP32S PSBP32N	PSID23	PSPF-2030
PSB3020A PSB3020ADFR	29.53 x 19.69 x 12.60 (750 x 500 x 320)	29.28 x 19.44 x 12.35 (744 x 494 x 314)	37.5 (17.01)	PSBP32A PSBP32S PSBP32N	PSFPH3020A PSFPH3020A-KIT PSID32	Not Available
PSB3030A PSB3030ADFR	29.53 x 29.53 x 12.60 (750 x 750 x 320)	29.28 x 29.28 x 12.35 (744 x 744 x 314)	43.8 (19.87)	PSBP33A PSBP33S PSBP33N	PSFPH3030A PSFPH3030A-KIT PSID33	PSPF-3030
PSB3040A PSB3040ADFR	29.53 x 39.37 x 12.60 (750 x 1000 x 320)	29.28 x 39.12 x 12.35 (744 x 994 x 314)	56 (25.40)	PSBP43A PSBP43S PSBP43N	Not Available	Not Available
PSB3050/2A PSB3050/2ADFR	29.53 x 49.21 x 12.60 (750 x 1250 x 320)	29.28 x 48.96 x 12.35 (744 x 1244 x 314)	69 (31.30)	PSBP53A PSBP53S PSBP53N	Not Available	Not Available
PSB4020A PSB4020ADFR	39.37 x 19.69 x 12.60 (1000 x 500 x 320)	39.12 x 19.44 x 12.35 (994 x 494 x 314)	43.8 (19.87)	PSBP42A PSBP42S PSBP42N	PSID42	Not Available
PSB4030A PSB4030ADFR	39.37 x 29.53 x 12.60 (1000 x 750 x 320)	39.12 x 29.28 x 12.35 (994 x 744 x 314)	56 (25.40)	PSBP43A PSBP43S PSBP43N	PSFPH4030A PSFPH4030A-KIT PSID43	PSPF-4030
PSB4040A PSB4040/2A PSB4040ADFR PSB4040/2ADFR	39.37 x 39.37 x 12.60 (1000 x 1000 x 320)	39.12 x 39.12 x 12.35 (994 x 994 x 314)	69.6 (31.57)	PSBP44A PSBP44S PSBP44N	Not Available	Not Available
PSB4050/2A PSB4050/2ADFR	39.37 x 49.21 x 12.60 (1000 x 1250 x 320)	39.12 x 48.96 x 12.35 (994 x 1244 x 314)	83.5 (37.87)	PSBP54A PSBP54S PSBP54N	Not Available	Not Available
PSB5030A PSB5030ADFR	49.21 x 29.53 x 12.60 (1250 x 750 x 320)	48.96 x 29.28 x 12.35 (1244 x 744 x 314)	69 (31.30)	PSBP53A PSBP53S PSBP53N	PSFPH5030A PSFPH5030A-KIT	PSPF-5030
PSB5040/2A PSB5040/2LA PSB5040/2ADFR PSB5040/2LADFR	49.21 x 39.37 x 12.60 (1250 x 1000 x 320)	48.96 x 39.12 x 12.35 (1244 x 994 x 314)	83.5 (37.87)	PSBP54A PSBP54S PSBP54N	Not Available	Not Available

Configurations

- E1A:** One extension collar, stainless steel pinned hinges and 3 or 5 point latching mechanism with full turn standard handle
- E1/2A:** One extension collar, stainless steel pinned hinges, two doors and 3 or 5 point latching mechanism with full turn standard handle
- E1/2LA:** One extension collar, stainless steel pinned hinges, two lateral doors and 3 or 5 point latching mechanism with full turn standard handle
- DFR:** Front and rear doors

Features

- Enclosures are maintenance free and corrosion resistant.
- Bases and covers are hot compression molded from halogen free, self extinguishing fiberglass reinforced polyester (FRP) that can withstand continuous temperatures from -58°F to 302°F (-50°C to 150°C) and momentary exposure to 392°F (200°C).
- Windows are made from 1/4" transparent Lexan and bonded to the cover.
- Can be coupled in height, width and depth for wall mounting and freestanding units.
- Standard 3 or 5 point latching mechanism (dependant on size).
- All enclosures can be easily modified to customer specifications.
- Gaskets are made from continuously poured polyurethane foam.

Applications

Polysafe PSB enclosures are highly effective at protecting electrical and electronic controls. These enclosures can be used as insulated electrical junction boxes, terminal wiring boxes, instrument housings and electrical control housings in wet, dusty and corrosive environments where visibility of interior components is important.

Standards

IEC 60529 (IP65)	EN 60529 (IP65)
IEC 62208	EN 62208
IEC 62262 (IK00)	EN 62262 (IK00)

Approvals

UL Listed Types 3, 3R, 3S, 4, 4X, 12, 12K & 13
CSA 3, 3R, 3S, 4, 4X, 12 & 13
Lloyd's Register of Shipping



Part Number	Exterior Dimensions	Interior Dimensions	Weight Lbs (kg)	Back Plate	Front Plate	19" Swing Frame Aluminum
	H x W x D Inches (mm)	H x W x D Inches (mm)		A: Aluminum S: Steel N: Non-Metallic	A: Aluminum Non-metallic	
PSB2020E1A PSB2020E1ADFR	19.69 x 19.69 x 25.20 (500 x 500 x 640)	19.44 x 19.44 x 24.70 (494 x 494 x 628)	50 (22.68)	PSBP22A PSBP22S PSBP22N	PSFPH2020A PSFPH2020A-KIT PSID22	Not Available
PSB2030E1A PSB2030E1ADFR	19.69 x 29.53 x 25.20 (500 x 750 x 640)	19.44 x 29.28 x 24.70 (494 x 744 x 628)	75 (34.02)	PSBP32A PSBP32S PSBP32N	PSID23	PSPF-2030
PSB3020E1A PSB3020E1ADFR	29.53 x 19.69 x 25.20 (750 x 500 x 640)	29.28 x 19.44 x 24.70 (744 x 494 x 628)	75 (34.02)	PSBP32A PSBP32S PSBP32N	PSFPH3020A PSFPH3020A-KIT PSID32	Not Available
PSB3030E1A PSB3030E1ADFR	29.53 x 29.53 x 25.20 (750 x 750 x 640)	29.28 x 29.28 x 24.70 (744 x 744 x 628)	87.6 (39.73)	PSBP33A PSBP33S PSBP33N	PSFPH3030A PSFPH3030A-KIT PSID33	PSPF-3030
PSB3040E1A PSB3040E1ADFR	29.53 x 39.37 x 25.20 (750 x 1000 x 640)	29.28 x 39.12 x 24.70 (744 x 994 x 628)	112 (50.80)	PSBP43A PSBP43S PSBP43N	Not Available	Not Available
PSB3050E1/2A PSB3050E1/2ADFR	29.53 x 49.21 x 25.20 (750 x 1250 x 640)	29.28 x 48.96 x 24.70 (744 x 1244 x 628)	138 (62.60)	PSBP53A PSBP53S PSBP53N	Not Available	Not Available
PSB4020E1A PSB4020E1ADFR	39.37 x 19.69 x 25.20 (1000 x 500 x 640)	39.12 x 19.44 x 24.70 (994 x 494 x 628)	87.6 (39.73)	PSBP42A PSBP42S PSBP42N	PSID42	Not Available
PSB4030E1A PSB4030E1ADFR	39.37 x 29.53 x 25.20 (1000 x 750 x 640)	39.12 x 29.28 x 24.70 (994 x 744 x 628)	112 (50.80)	PSBP43A PSBP43S PSBP43N	PSFPH4030A PSFPH4030A-KIT PSID43	PSPF-4030
PSB4040E1A PSB4040E1/2A PSB4040E1ADFR PSB4040E1/2ADFR	39.37 x 39.37 x 25.20 (1000 x 1000 x 640)	39.12 x 39.12 x 24.70 (994 x 994 x 628)	138 (62.60)	PSBP44A PSBP44S PSBP44N	Not Available	Not Available
PSB4050E1/2A PSB4050E1/2ADFR	39.37 x 49.21 x 25.20 (1000 x 1250 x 640)	39.12 x 48.96 x 24.70 (994 x 1244 x 628)	167 (75.75)	PSBP54A PSBP54S PSBP54N	Not Available	Not Available
PSB5030E1A PSB5030E1ADFR	49.21 x 29.53 x 25.20 (1250 x 750 x 640)	48.96 x 29.28 x 24.70 (1244 x 744 x 628)	138 (62.60)	PSBP53A PSBP53S PSBP53N	PSFPH5030A PSFPH5030A-KIT	PSPF-5030
PSB5040E1/2A PSB5040E1/2LA PSB5040E1/2ADFR PSB5040E1/2LADFR	49.21 x 39.37 x 25.20 (1250 x 1000 x 640)	48.96 x 39.12 x 24.70 (1244 x 994 x 628)	167 (75.75)	PSBP54A PSBP54S PSBP54N	Not Available	Not Available

Configurations

- E2A:** Two extension collars, stainless steel pinned hinges and 3 or 5 point latching mechanism with full turn standard handle
- E2/2A:** Two extension collars, stainless steel pinned hinges, two doors and 3 or 5 point latching mechanism with full turn standard handle
- E2/2LA:** Two extension collars, stainless steel pinned hinges, two lateral doors and 3 or 5 point latching mechanism with full turn standard handle
- DFR:** Front and rear doors

Features

- Enclosures are maintenance free and corrosion resistant.
- Bases and covers are hot compression molded from halogen free, self extinguishing fiberglass reinforced polyester (FRP) that can withstand continuous temperatures from -58°F to 302°F (-50°C to 150°C) and momentary exposure to 392°F (200°C).
- Windows are made from 1/4" transparent Lexan and bonded to the cover.
- Can be coupled in height, width and depth for wall mounting and freestanding units.
- Standard 3 or 5 point latching mechanism (dependant on size).
- All enclosures can be easily modified to customer specifications.
- Gaskets are made from continuously poured polyurethane foam.

Applications

Polysafe PSB enclosures are highly effective at protecting electrical and electronic controls. These enclosures can be used as insulated electrical junction boxes, terminal wiring boxes, instrument housings and electrical control housings in wet, dusty and corrosive environments where visibility of interior components is important.

Standards

IEC 60529 (IP65)	EN 60529 (IP65)
IEC 62208	EN 62208
IEC 62262 (IK00)	EN 62262 (IK00)

Approvals

UL Listed Types 3, 3R, 3S, 4, 4X, 12, 12K & 13
CSA 3, 3R, 3S, 4, 4X, 12 & 13
Lloyd's Register of Shipping



Part Number	Exterior Dimensions	Interior Dimensions	Weight	Back Plate	Front Plate	19" Swing Frame
	H x W x D Inches (mm)	H x W x D Inches (mm)		A: Aluminum S: Steel N: Non-Metallic	A: Aluminum Non-metallic	
PSB2020E2A PSB2020E2ADFR	19.69 x 19.69 x 37.80 (500 x 500 x 960)	19.44 x 19.44 x 37.09 (494 x 494 x 942)	75 (34.02)	PSBP22A PSBP22S PSBP22N	PSFPH2020A PSFPH2020A-KIT PSID22	Not Available
PSB2030E2A PSB2030E2ADFR	19.69 x 29.53 x 37.80 (500 x 750 x 960)	19.44 x 29.28 x 37.09 (494 x 744 x 942)	112 (50.80)	PSBP32A PSBP32S PSBP32N	PSID23	PSPF-2030
PSB3020E2A PSB3020E2ADFR	29.53 x 19.69 x 37.80 (750 x 500 x 960)	29.28 x 19.44 x 37.09 (744 x 494 x 942)	112 (50.80)	PSBP32A PSBP32S PSBP32N	PSFPH3020A PSFPH3020A-KIT PSID32	Not Available
PSB3030E2A PSB3030E2ADFR	29.53 x 29.53 x 37.80 (750 x 750 x 960)	29.28 x 29.28 x 37.09 (744 x 744 x 942)	131 (59.42)	PSBP33A PSBP33S PSBP33N	PSFPH3030A PSFPH3030A-KIT PSID33	PSPF-3030
PSB3040E2A PSB3040E2ADFR	29.53 x 39.37 x 37.80 (750 x 1000 x 960)	29.28 x 39.12 x 37.09 (744 x 994 x 942)	168 (76.20)	PSBP43A PSBP43S PSBP43N	Not Available	Not Available
PSB3050E2/2A PSB3050E2/2ADFR	29.53 x 49.21 x 37.80 (750 x 1250 x 960)	29.28 x 48.96 x 37.09 (744 x 1244 x 942)	207 (93.89)	PSBP53A PSBP53S PSBP53N	Not Available	Not Available
PSB4020E2A PSB4020E2ADFR	39.37 x 19.69 x 37.80 (1000 x 500 x 960)	39.12 x 19.44 x 37.09 (994 x 494 x 942)	131 (59.42)	PSBP42A PSBP42S PSBP42N	PSID42	Not Available
PSB4030E2A PSB4030E2ADFR	39.37 x 29.53 x 37.80 (1000 x 750 x 960)	39.12 x 29.28 x 37.09 (994 x 744 x 942)	168 (76.20)	PSBP43A PSBP43S PSBP43N	PSFPH4030A PSFPH4030A-KIT PSID43	PSPF-4030
PSB4040E2A PSB4040E2/2A PSB4040E2ADFR PSB4040E2/2ADFR	39.37 x 39.37 x 37.80 (1000 x 1000 x 960)	39.12 x 39.12 x 37.09 (994 x 994 x 942)	209 (94.80)	PSBP44A PSBP44S PSBP44N	Not Available	Not Available
PSB4050E2/2A PSB4050E2/2ADFR	39.37 x 49.21 x 37.80 (1000 x 1250 x 960)	39.12 x 48.96 x 37.09 (994 x 1244 x 942)	251 (113.85)	PSBP54A PSBP54S PSBP54N	Not Available	Not Available
PSB5030E2A PSB5030E2ADFR	49.21 x 29.53 x 37.80 (1250 x 750 x 960)	48.96 x 29.28 x 37.09 (1244 x 744 x 942)	207 (93.89)	PSBP53A PSBP53S PSBP53N	PSFPH5030A PSFPH5030A-KIT	PSPF-5030
PSB5040E2/2A PSB5040E2/2LA PSB5040E2/2ADFR PSB5040E2/2LADFR	49.21 x 39.37 x 37.80 (1250 x 1000 x 960)	48.96 x 39.12 x 37.09 (1244 x 994 x 942)	251 (113.85)	PSBP54A PSBP54S PSBP54N	Not Available	Not Available

Configurations

- A:** Stainless steel pinned hinges and 3 or 5 point latching mechanism with full turn standard handle
- /2A:** Stainless steel pinned hinges, two doors and 3 or 5 point latching mechanism with full turn standard handle
- /2LA:** Stainless steel pinned hinges, two lateral doors and 3 or 5 point latching mechanism with full turn standard handle
- DFR:** Front and rear doors

Features

- Enclosures are maintenance free and corrosion resistant.
- Bases and covers are hot compression molded from halogen free, self extinguishing fiberglass reinforced polyester (FRP) that can withstand continuous temperatures from -58°F to 302°F (-50°C to 150°C) and momentary exposure to 392°F (200°C).
- Windows are made from 1/4" transparent Lexan with surrounding gasket.
- Can be coupled in height, width and depth for wall mounting and freestanding units.
- Standard 3 or 5 point latching mechanism (dependant on size).
- All enclosures can be easily modified to customer specifications.
- Gaskets are made from continuously poured polyurethane foam.

Applications

Polysafe PSG enclosures are highly effective at protecting electrical and electronic controls. These enclosures can be used as insulated electrical junction boxes, terminal wiring boxes, instrument housings and electrical control housings in wet, dusty and corrosive environments where visibility of interior components is important.

Standards

IEC 60529 (IP65)	EN 60529 (IP65)
IEC 62208	EN 62208
IEC 62262 (IK00)	EN 62262 (IK00)

Approvals

UL Listed Types 3, 3R, 3S, 4, 4X, 12, 12K & 13
CSA 3, 3R, 3S, 4, 4X, 12 & 13
Lloyd's Register of Shipping



Part Number	Exterior Dimensions	Interior Dimensions	Weight	Back Plate	Front Plate	19" Swing Frame
	H x W x D Inches (mm)	H x W x D Inches (mm)		A: Aluminum S: Steel N: Non-Metallic	A: Aluminum Non-metallic	
PSG2020A PSG2020ADFR	19.69 x 19.69 x 12.60 (500 x 500 x 320)	19.44 x 19.44 x 12.35 (494 x 494 x 314)	25.5 (11.57)	PSBP22A PSBP22S PSBP22N	PSFPH2020A PSFPH2020A-KIT PSID22	Not Available
PSG2030A PSG2030ADFR	19.69 x 29.53 x 12.60 (500 x 750 x 320)	19.44 x 29.28 x 12.35 (494 x 744 x 314)	37.5 (17.01)	PSBP32A PSBP32S PSBP32N	PSID23	PSPF-2030
PSG3020A PSG3020ADFR	29.53 x 19.69 x 12.60 (750 x 500 x 320)	29.28 x 19.44 x 12.35 (744 x 494 x 314)	37.5 (17.01)	PSBP32A PSBP32S PSBP32N	PSFPH3020A PSFPH3020A-KIT PSID32	Not Available
PSG3030A PSG3030ADFR	29.53 x 29.53 x 12.60 (750 x 750 x 320)	29.28 x 29.28 x 12.35 (744 x 744 x 314)	43.8 (19.87)	PSBP33A PSBP33S PSBP33N	PSFPH3030A PSFPH3030A-KIT PSID33	PSPF-3030
PSG3040A PSG3040ADFR	29.53 x 39.37 x 12.60 (750 x 1000 x 320)	29.28 x 39.12 x 12.35 (744 x 994 x 314)	56 (25.40)	PSBP43A PSBP43S PSBP43N	Not Available	Not Available
PSG3050/2A PSG3050/2ADFR	29.53 x 49.21 x 12.60 (750 x 1250 x 320)	29.28 x 48.96 x 12.35 (744 x 1244 x 314)	69 (31.30)	PSBP53A PSBP53S PSBP53N	Not Available	Not Available
PSG4020A PSG4020ADFR	39.37 x 19.69 x 12.60 (1000 x 500 x 320)	39.12 x 19.44 x 12.35 (994 x 494 x 314)	43.8 (19.87)	PSBP42A PSBP42S PSBP42N	PSID42	Not Available
PSG4030A PSG4030ADFR	39.37 x 29.53 x 12.60 (1000 x 750 x 320)	39.12 x 29.28 x 12.35 (994 x 744 x 314)	56 (25.40)	PSBP43A PSBP43S PSBP43N	PSFPH4030A PSFPH4030A-KIT PSID43	PSPF-4030
PSG4040A PSG4040/2A PSG4040ADFR PSG4040/2ADFR	39.37 x 39.37 x 12.60 (1000 x 1000 x 320)	39.12 x 39.12 x 12.35 (994 x 994 x 314)	69.6 (31.57)	PSBP44A PSBP44S PSBP44N	Not Available	Not Available
PSG4050/2A PSG4050/2ADFR	39.37 x 49.21 x 12.60 (1000 x 1250 x 320)	39.12 x 48.96 x 12.35 (994 x 1244 x 314)	83.5 (37.87)	PSBP54A PSBP54S PSBP54N	Not Available	Not Available
PSG5030A PSG5030ADFR	49.21 x 29.53 x 12.60 (1250 x 750 x 320)	48.96 x 29.28 x 12.35 (1244 x 744 x 314)	69 (31.30)	PSBP53A PSBP53S PSBP53N	PSFPH5030A PSFPH5030A-KIT	PSPF-5030
PSG5040/2A PSG5040/2LA PSG5040/2ADFR PSG5040/2LADFR	49.21 x 39.37 x 12.60 (1250 x 1000 x 320)	48.96 x 39.12 x 12.35 (1244 x 994 x 314)	83.5 (37.87)	PSBP54A PSBP54S PSBP54N	Not Available	Not Available

Configurations

- E1A:** One extension collar, stainless steel pinned hinges and 3 or 5 point latching mechanism with full turn standard handle
- E1/2A:** One extension collar, stainless steel pinned hinges, two doors and 3 or 5 point latching mechanism with full turn standard handle
- E1/2LA:** One extension collar, stainless steel pinned hinges, two lateral doors and 3 or 5 point latching mechanism with full turn standard handle
- DFR:** Front and rear doors

Features

- Enclosures are maintenance free and corrosion resistant.
- Bases and covers are hot compression molded from halogen free, self extinguishing fiberglass reinforced polyester (FRP) that can withstand continuous temperatures from -58°F to 302°F (-50°C to 150°C) and momentary exposure to 392°F (200°C).
- Windows are made from 1/4" transparent Lexan with surrounding gasket.
- Can be coupled in height, width and depth for wall mounting and freestanding units.
- Standard 3 or 5 point latching mechanism (dependant on size).
- All enclosures can be easily modified to customer specifications.
- Gaskets are made from continuously poured polyurethane foam.

Applications

Polysafe PSG enclosures are highly effective at protecting electrical and electronic controls. These enclosures can be used as insulated electrical junction boxes, terminal wiring boxes, instrument housings and electrical control housings in wet, dusty and corrosive environments where visibility of interior components is important.

Standards

IEC 60529 (IP65)	EN 60529 (IP65)
IEC 62208	EN 62208
IEC 62262 (IK00)	EN 62262 (IK00)

Approvals

UL Listed Types 3, 3R, 3S, 4, 4X, 12, 12K & 13
CSA 3, 3R, 3S, 4, 4X, 12 & 13
Lloyd's Register of Shipping



Part Number	Exterior Dimensions	Interior Dimensions	Weight	Back Plate	Front Plate	19" Swing Frame
	H x W x D Inches (mm)	H x W x D Inches (mm)		A: Aluminum S: Steel N: Non-Metallic	A: Aluminum Non-metallic	
PSG2020E1A PSG2020E1ADFR	19.69 x 19.69 x 25.20 (500 x 500 x 640)	19.44 x 19.44 x 24.70 (494 x 494 x 628)	50 (22.68)	PSBP22A PSBP22S PSBP22N	PSFPH2020A PSFPH2020A-KIT PSID22	Not Available
PSG2030E1A PSG2030E1ADFR	19.69 x 29.53 x 25.20 (500 x 750 x 640)	19.44 x 29.28 x 24.70 (494 x 744 x 628)	75 (34.02)	PSBP32A PSBP32S PSBP32N	PSID23	PSPF-2030
PSG3020E1A PSG3020E1ADFR	29.53 x 19.69 x 25.20 (750 x 500 x 640)	29.28 x 19.44 x 24.70 (744 x 494 x 628)	75 (34.02)	PSBP32A PSBP32S PSBP32N	PSFPH3020A PSFPH3020A-KIT PSID32	Not Available
PSG3030E1A PSG3030E1ADFR	29.53 x 29.53 x 25.20 (750 x 750 x 640)	29.28 x 29.28 x 24.70 (744 x 744 x 628)	87.6 (39.73)	PSBP33A PSBP33S PSBP33N	PSFPH3030A PSFPH3030A-KIT PSID33	PSPF-3030
PSG3040E1A PSG3040E1ADFR	29.53 x 39.37 x 25.20 (750 x 1000 x 640)	29.28 x 39.12 x 24.70 (744 x 994 x 628)	112 (50.80)	PSBP43A PSBP43S PSBP43N	Not Available	Not Available
PSG3050E1/2A PSG3050E1/2ADFR	29.53 x 49.21 x 25.20 (750 x 1250 x 640)	29.28 x 48.96 x 24.70 (744 x 1244 x 628)	138 (62.60)	PSBP53A PSBP53S PSBP53N	Not Available	Not Available
PSG4020E1A PSG4020E1ADFR	39.37 x 19.69 x 25.20 (1000 x 500 x 640)	39.12 x 19.44 x 24.70 (994 x 494 x 628)	87.6 (39.73)	PSBP42A PSBP42S PSBP42N	PSID42	Not Available
PSG4030E1A PSG4030E1ADFR	39.37 x 29.53 x 25.20 (1000 x 750 x 640)	39.12 x 29.28 x 24.70 (994 x 744 x 628)	112 (50.80)	PSBP43A PSBP43S PSBP43N	PSFPH4030A PSFPH4030A-KIT PSID43	PSPF-4030
PSG4040E1A PSG4040E1/2A PSG4040E1ADFR PSG4040E1/2ADFR	39.37 x 39.37 x 25.20 (1000 x 1000 x 640)	39.12 x 39.12 x 24.70 (994 x 994 x 628)	138 (62.60)	PSBP44A PSBP44S PSBP44N	Not Available	Not Available
PSG4050E1/2A PSG4050E1/2ADFR	39.37 x 49.21 x 25.20 (1000 x 1250 x 640)	39.12 x 48.96 x 24.70 (994 x 1244 x 628)	167 (75.75)	PSBP54A PSBP54S PSBP54N	Not Available	Not Available
PSG5030E1A PSG5030E1ADFR	49.21 x 29.53 x 25.20 (1250 x 750 x 640)	48.96 x 29.28 x 24.70 (1244 x 744 x 628)	138 (62.60)	PSBP53A PSBP53S PSBP53N	PSFPH5030A PSFPH5030A-KIT	PSPF-5030
PSG5040E1/2A PSG5040E1/2LA PSG5040E1/2ADFR PSG5040E1/2LADFR	49.21 x 39.37 x 25.20 (1250 x 1000 x 640)	48.96 x 39.12 x 24.70 (1244 x 994 x 628)	167 (75.75)	PSBP54A PSBP54S PSBP54N	Not Available	Not Available

Configurations

- E2A:** Two extension collars, stainless steel pinned hinges and 3 or 5 point latching mechanism with full turn standard handle
- E2/2A:** Two extension collars, stainless steel pinned hinges, two doors and 3 or 5 point latching mechanism with full turn standard handle
- E2/2LA:** Two extension collars, stainless steel pinned hinges, two lateral doors and 3 or 5 point latching mechanism with full turn standard handle
- DFR:** Front and rear doors

Features

- Enclosures are maintenance free and corrosion resistant.
- Bases and covers are hot compression molded from halogen free, self extinguishing fiberglass reinforced polyester (FRP) that can withstand continuous temperatures from -58°F to 302°F (-50°C to 150°C) and momentary exposure to 392°F (200°C).
- Windows are made from 1/4" transparent Lexan with surrounding gasket.
- Can be coupled in height, width and depth for wall mounting and freestanding units.
- Standard 3 or 5 point latching mechanism (dependant on size).
- All enclosures can be easily modified to customer specifications.
- Gaskets are made from continuously poured polyurethane foam.

Applications

Polysafe PSG enclosures are highly effective at protecting electrical and electronic controls. These enclosures can be used as insulated electrical junction boxes, terminal wiring boxes, instrument housings and electrical control housings in wet, dusty and corrosive environments where visibility of interior components is important.

Standards

IEC 60529 (IP65)	EN 60529 (IP65)
IEC 62208	EN 62208
IEC 62262 (IK00)	EN 62262 (IK00)

Approvals

UL Listed Types 3, 3R, 3S, 4, 4X, 12, 12K & 13
CSA 3, 3R, 3S, 4, 4X, 12 & 13
Lloyd's Register of Shipping







Part Number	Exterior Dimensions	Interior Dimensions	Weight Lbs (kg)	Back Plate	Front Plate	19" Swing Frame
	H x W x D Inches (mm)	H x W x D Inches (mm)		A: Aluminum S: Steel N: Non-Metallic	A: Aluminum Non-metallic	Aluminum
PSG2020E2A PSG2020E2ADFR	19.69 x 19.69 x 37.80 (500 x 500 x 960)	19.44 x 19.44 x 37.09 (494 x 494 x 942)	75 (34.02)	PSBP22A PSBP22S PSBP22N	PSFPH2020A PSFPH2020A-KIT PSID22	Not Available
PSG2030E2A PSG2030E2ADFR	19.69 x 29.53 x 37.80 (500 x 750 x 960)	19.44 x 29.28 x 37.09 (494 x 744 x 942)	112 (50.80)	PSBP32A PSBP32S PSBP32N	PSID23	PSPF-2030
PSG3020E2A PSG3020E2ADFR	29.53 x 19.69 x 37.80 (750 x 500 x 960)	29.28 x 19.44 x 37.09 (744 x 494 x 942)	112 (50.80)	PSBP32A PSBP32S PSBP32N	PSFPH3020A PSFPH3020A-KIT PSID32	Not Available
PSG3030E2A PSG030E2ADFR	29.53 x 29.53 x 37.80 (750 x 750 x 960)	29.28 x 29.28 x 37.09 (744 x 744 x 942)	131 (59.42)	PSBP33A PSBP33S PSBP33N	PSFPH3030A PSFPH3030A-KIT PSID33	PSPF-3030
PSG3040E2A PSG3040E2ADFR	29.53 x 39.37 x 37.80 (750 x 1000 x 960)	29.28 x 39.12 x 37.09 (744 x 994 x 942)	168 (76.20)	PSBP43A PSBP43S PSBP43N	Not Available	Not Available
PSG3050E2/2A PSG3050E2/2ADFR	29.53 x 49.21 x 37.80 (750 x 1250 x 960)	29.28 x 48.96 x 37.09 (744 x 1244 x 942)	207 (93.89)	PSBP53A PSBP53S PSBP53N	Not Available	Not Available
PSG4020E2A PSG4020E2ADFR	39.37 x 19.69 x 37.80 (1000 x 500 x 960)	39.12 x 19.44 x 37.09 (994 x 494 x 942)	131 (59.42)	PSBP42A PSBP42S PSBP42N	PSID42	Not Available
PSG4030E2A PSG4030E2ADFR	39.37 x 29.53 x 37.80 (1000 x 750 x 960)	39.12 x 29.28 x 37.09 (994 x 744 x 942)	168 (76.20)	PSBP43A PSBP43S PSBP43N	PSFPH4030A PSFPH4030A-KIT PSID43	PSPF-4030
PSG4040E2A PSG4040E2/2A PSG4040E2ADFR PSG4040E2/2ADFR	39.37 x 39.37 x 37.80 (1000 x 1000 x 960)	39.12 x 39.12 x 37.09 (994 x 994 x 942)	209 (94.80)	PSBP44A PSBP44S PSBP44N	Not Available	Not Available
PSG4050E2/2A PSG4050E2/2ADFR	39.37 x 49.21 x 37.80 (1000 x 1250 x 960)	39.12 x 48.96 x 37.09 (994 x 1244 x 942)	251 (113.85)	PSBP54A PSBP54S PSBP54N	Not Available	Not Available
PSG5030E2A PSG5030E2ADFR	49.21 x 29.53 x 37.80 (1250 x 750 x 960)	48.96 x 29.28 x 37.09 (1244 x 744 x 942)	207 (93.89)	PSBP53A PSBP53S PSBP53N	PSFPH5030A PSFPH5030A-KIT	PSPF-5030
PSG5040E2/2A PSG5040E2/2LA PSG5040E2/2ADFR PSG5040E2/2LADFR	49.21 x 39.37 x 37.80 (1250 x 1000 x 960)	48.96 x 39.12 x 37.09 (1244 x 994 x 942)	251 (113.85)	PSBP54A PSBP54S PSBP54N	Not Available	Not Available





Part Number	Dimensions H x W Inches (mm)	Material	Thickness Inches (mm)	Weight		Enclosure Range
				Lbs (kg)		
 PSBP22A PSBP22S PSBP22N	15.35 x 15.35 (390 x 390)	Aluminum Steel Non-Metallic	.08 (2) .06 (1.5) .1875 (4.8)	2.8 (1.27)	PS2020	
				5.2 (2.36)		
				2.4 (1.09)		
 PSBP32A PSBP32S PSBP32N	25.20 x 15.35 (640 x 390)	Aluminum Steel Non-Metallic	.08 (2) .06 (1.5) .1875 (4.8)	4.2 (1.91)	PS2030	
				7.8 (3.54)	PS3020	
				3.6 (1.63)		
 PSBP33A PSBP33S PSBP33N	25.20 x 25.20 (640 x 640)	Aluminum Steel Non-Metallic	.08 (2) .06 (1.5) .1875 (4.8)	6.3 (2.86)	PS3030	
				11.7 (5.31)		
				5.4 (2.45)		
 PSBP42A PSBP42S PSBP42N	35.04 x 15.35 (890 x 390)	Aluminum Steel Non-Metallic	.08 (2) .06 (1.5) .1875 (4.8)	5.6 (2.54)	PS4020	
				10.4 (4.72)		
				4.8 (2.18)		
 PSBP43A PSBP43S PSBP43N	35.04 x 25.20 (890 x 640)	Aluminum Steel Non-Metallic	.08 (2) .06 (1.5) .1875 (4.8)	8.4 (3.81)	PS3040	
				15.6 (7.08)	PS4030	
				7.2 (3.27)		
 PSBP44A PSBP44S PSBP44N	35.04 x 35.04 (890 x 890)	Aluminum Steel Non-Metallic	.08 (2) .06 (1.5) .1875 (4.8)	11.2 (5.08)	PS4040	
				20.8 (9.43)		
				9.6 (4.34)		
 PSBP53A PSBP53S PSBP53N	44.88 x 25.20 (1140 x 640)	Aluminum Steel Non-Metallic	.08 (2) .06 (1.5) .1875 (4.8)	10.5 (4.76)	PS3050	
				19.5 (8.85)	PS5030	
				9 (4.08)		
 PSBP54A PSBP54S PSBP54N	44.88 x 35.04 (1140 x 890)	Aluminum Steel Non-Metallic	.08 (2) .06 (1.5) .1875 (4.8)	14 (6.35)	PS4050	
				26 (11.79)	PS5040	
				12 (5.44)		

Part Number	Dimensions H x W Inches (mm)	Material	Thickness Inches (mm)	Weight		Style	Enclosure Range
				Lbs (kg)			
PSID22	16.14 x 16.14 (410 x 410)	Non-Metallic	.1875 (4.8)	2.4 (1.09)		Hinged Installed	PS2020
PSFPH2020A PSFPH2020A-KIT	16.14 x 16.14 (410 x 410)	Aluminum	.08 (2)	2.8 (1.27)		Hinged Installed Hinged Kit	PS2020
PSID23	16.14 x 25.98 (410 x 660)	Non-Metallic	.1875 (4.8)	3.6 (1.63)		Hinged Installed	PS2030
PSID32	25.98 x 16.14 (660 x 410)	Non-Metallic	.1875 (4.8)	3.6 (1.63)		Hinged Installed	PS3020
PSFPH3020A PSFPH3020A-KIT	25.98 x 16.14 (660 x 410)	Aluminum	.08 (2)	4.2 (1.91)		Hinged Installed Hinged Kit	PS3020
PSID33	25.98 x 25.98 (660 x 660)	Non-Metallic	.1875 (4.8)	5.4 (2.45)		Hinged Installed	PS3030
PSFPH3030A PSFPH3030A-KIT	25.98 x 25.98 (660 x 660)	Aluminum	.08 (2)	6.3 (2.86)		Hinged Installed Hinged Kit	PS3030
PSID42	35.83 x 16.14 (910 x 410)	Non-Metallic	.1875 (4.8)	4.8 (2.18)		Hinged Installed	PS4020
PSID43	35.83 x 25.98 (910 x 660)	Non-Metallic	.1875 (4.8)	7.2 (3.27)		Hinged Installed	PS4030
PSFPH4030A PSFPH4030A-KIT	35.83 x 25.98 (910 x 660)	Aluminum	.08 (2)	8.4 (3.81)		Hinged Installed Hinged Kit	PS4030
PSFPH5030A PSFPH5030A-KIT	45.66 x 25.98 (1160 x 660)	Aluminum	.08 (2)	10.5 (4.76)		Hinged Installed Hinged Kit	PS5030














	Part Number	Dimensions H x W Inches (mm)	Material	Thickness Inches (mm)	Weight Lbs (kg)	Style	Enclosure Range
	PSPF-2030	16.14 x 25.98 (410 x 660)	Aluminum	.08 (2)		Hinged Installed	PS2030
	PSPF-3030	25.98 x 25.98 (660 x 660)	Aluminum	.08 (2)	12.74	Hinged Installed	PS3030
	PSPF-4030	35.83 x 25.98 (910 x 660)	Aluminum	.08 (2)		Hinged Installed	PS4030
	PSPF-5030	45.67 x 25.98 (1160 x 660)	Aluminum	.08 (2)		Hinged Installed	PS5030

Polysafe Floor Pads

	PMF-2013	19.7 x 12.6 (500 x 320)	Fiberglass Reinforced Polyester	.375 (9.5)	4.4		PS2020 PS3020 PS4020
	PMF-3013	29.53 x 12.6 (750 x 320)	Fiberglass Reinforced Polyester	.375 (9.5)	6.22		PS2030 PS3030 PS4030 PS5030
	PMF-4013	39.37 x 12.6 (1000 x 320)	Fiberglass Reinforced Polyester	.375 (9.5)	7.98		PS3040 PS4040 PS5040
	PMF-5013	49.21 x 12.6 (1250 x 320)	Fiberglass Reinforced Polyester	.375 (9.5)	16.31		PS3050 PS4050

	PRH-2013	19.7 x 12.6 (500 x 320)	Fiberglass Reinforced Polyester	.375 (9.5)	4.4		PS2020 PS3020 PS4020
	PRH-3013	29.53 x 12.6 (750 x 320)	Fiberglass Reinforced Polyester	.375 (9.5)	6.22		PS2030 PS3030 PS4030 PS5030
	PRH-4013	39.37 x 12.6 (1000 x 320)	Fiberglass Reinforced Polyester	.375 (9.5)	7.98		PS3040 PS4040 PS5040
	PRH-5013	49.21 x 12.6 (1250 x 320)	Fiberglass Reinforced Polyester	.375 (9.5)	16.31		PS3050 PS4050
	PRH-6013	59.1 x 12.6 (1500 x 320)	Fiberglass Reinforced Polyester	.375 (9.5)	17.24		(Coupled Units) PS2030 PS3030 PS4030 PS5030
	PRH-8013	78.74 x 12.6 (2000 x 320)	Fiberglass Reinforced Polyester	.375 (9.5)	23.81		(Coupled Units) PS3040 PS4040 PS5040
	PRH-10013	98.43 x 12.6 (2500 x 320)	Fiberglass Reinforced Polyester	.375 (9.5)	27.56		(Coupled Units) PS3050 PS4050

	PSAMF20 Adjustable Mounting Frame	Material: Aluminum Continuous adjustment Height inches (mm): 19.70 (500) Width inches (mm): adjustable to 18.43 (468) and 28.27 (718)
	PSAMF30 Adjustable Mounting Frame	Material: Aluminum Continuous adjustment Height inches (mm): 29.53 (750) Width inches (mm): adjustable to 18.43 (468), 28.27 (718), 38.11 (968) and 47.95 (1218)
	PSAMF40 Adjustable Mounting Frame	Material: Aluminum Continuous adjustment Height inches (mm): 39.37 (1000) Width inches (mm): adjustable to 18.43 (468), 28.27 (718), 38.11 (968) and 47.95 (1218)
	PSAMF50 Adjustable Mounting Frame	Material: Aluminum Continuous adjustment Height inches (mm): 29.53 (750) Width inches (mm): adjustable to 28.27 (718) and 38.11 (968)
	PSFMF20 Adjustable Mounting Frame	Material: Aluminum Incremental adjustment Height inches (mm): 19.70 (500) Width inches (mm): adjustable to 18.43 (468) and 28.27 (718)
	PSFMF30 Adjustable Mounting Frame	Material: Aluminum Incremental adjustment Height inches (mm): 29.53 (750) Width inches (mm): adjustable to 18.43 (468), 28.27 (718), 38.11 (968) and 47.95 (1218)
	PSFMF40 Adjustable Mounting Frame	Material: Aluminum Incremental adjustment Height inches (mm): 39.37 (1000) Width inches (mm): adjustable to 18.43 (468), 28.27 (718), 38.11 (968) and 47.95 (1218)
	PSFMF50 Adjustable Mounting Frame	Material: Aluminum Incremental adjustment Height inches (mm): 29.53 (750) Width inches (mm): adjustable to 28.27 (718) and 38.11 (968)
	PSDSR Right Door Stop	Material: Aluminum Allows 90° opening Mounted on right side of enclosure
	PSDSL Left Door Stop	Material: Aluminum Allows 90° opening Mounted on right side of enclosure
	PS-SSMF Stainless Steel Wall Mounting Brackets	Material: 304 Stainless steel Package: Set of 4 Attaches directly to the rear of enclosure.

	PS-SSMFRH Stainless Steel Wall Mounting Brackets for Enclosure with Rainhood	Material: 304 Stainless steel Package: Set of 4 Attaches directly to the rear of enclosure.
	PSDA-KIT Back Plate Depth Adjustment Kit	Material: Aluminum Package: Set of 4 Adjusts in increments of .5" (12.5 mm)
	PLH-PS Large Lift / Turn Padlockable Handle	Large standard lift / turn handle with padlock capability.
	KLC-SP Standard Cylinder Key lock	Half cylinder profile key lock. Includes set of 2 keys.
	KLC-SQ8 Square Bit Key lock	.31" (8mm) square bit key lock. Includes 1 key.
	KLC-T8 Triangle Bit Key lock	.31" (8mm) triangle bit key lock. Includes 1 key.
	KLC-T11 Triangle Bit Key lock	.43" (11mm) triangle bit key lock. Includes 1 key.
	KLC-DB3 Double Bit Key lock	.12" (3mm) double bit key lock. Includes 1 key.
	70000.261 Louver Ventilation Plate	Package: Set of 2 plates and 4 rivets Dimensions inches (mm) (H x W): 5.9 x 7.5 (150 x 190)
	MEDVRAL7035 Air Vents	Material: Polyamide Package: Set of 2 pieces 2 air vents must be mounted per enclosure to ensure sufficient air circulation and prevent condensation water. Complete with template and screws. The air vents should be mounted in the upper and lower part of the enclosure if possible. UL Listed if factory installed.