
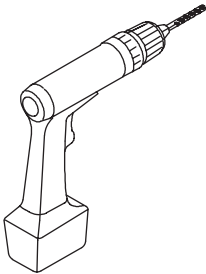
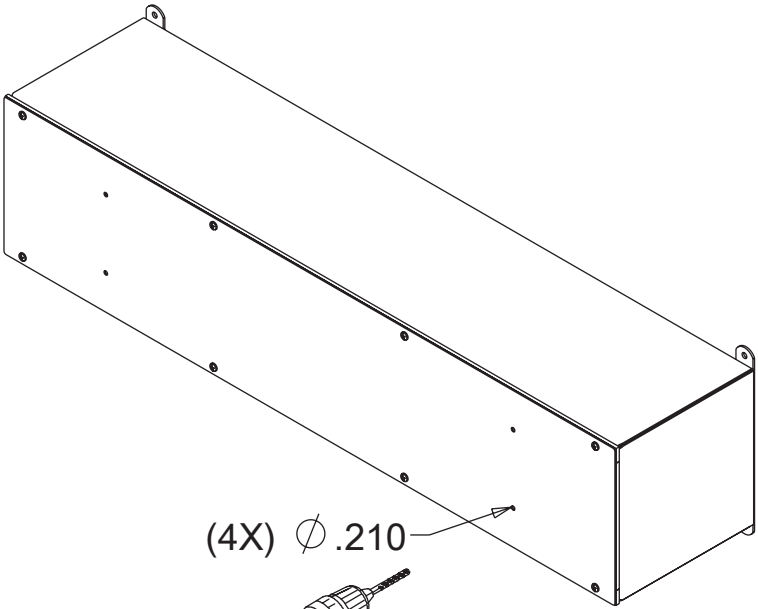
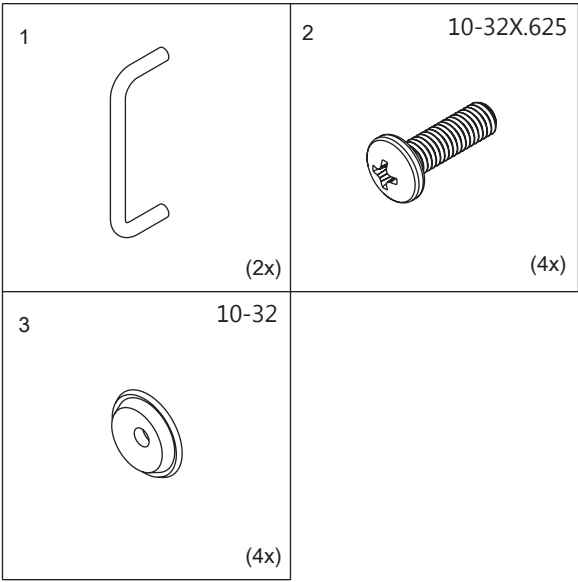
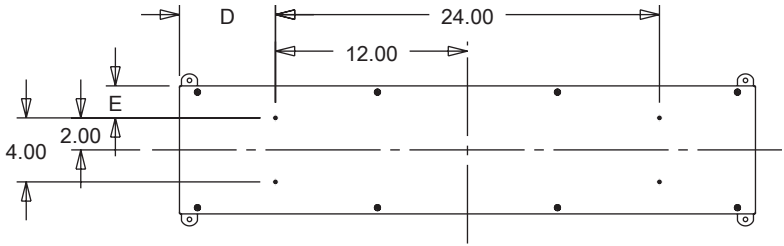




HOFFMAN







MODEL CODE	CATALOG NUMBER	D	E
30591	F6648SCSS	12.0	1.0
30593	F8836SCSS	6.0	2.0
30594	F8848SCSS	12.0	2.0
30596	F121236SCSS	6.0	4.0
30597	F121248SCSS	12.0	4.0
30598	F121260SCSS	18.0	4.0
30601	F121272SCSS	24.0	4.0
30573	ASE30X306SSNK	3.0	13.0
30574	ASE30X308SSNK	3.0	13.0
30575	ASE30X3010SSNK	3.0	13.0
30576	ASE30X3012SSNK	3.0	13.0
30577	ASE36X366SSNK	6.0	16.0
30578	ASE36X368SSNK	6.0	16.0
30581	ASE36X3612SSNK	6.0	16.0
30582	ASE36X4812SSNK	12.0	22.0

