

## SystemOne 4 inch Recessed Floor Box, for Raised Access and Wood Floors

AFB series boxes are available from our factory as pre-wired assemblies with CONNEXION modular plug-n-play system

Description	Catalog Number
Floor Box with temporary installation Cover	<b>AFBS1R4BASE</b>
Floor Box (AFBS1R4BASE) with Brushed Aluminum Finish Cover (AFBS1R4CVRALU)	<b>AFBS1R4ALU</b>
Floor Box (AFBS1R4BASE) with Black Powder Coat Finish Cover (AFBS1R4CVRBLK)	<b>AFBS1R4BLK</b>
Floor Box (AFBS1R4BASE) with Plated Brushed Brass Finish Cover (AFBS1R4CVRBRS)	<b>AFBS1R4BRS</b>
Floor Box (AFBS1R4BASE) with Plated Antique Bronze Finish Cover (AFBS1R4CVRBRZ)	<b>AFBS1R4BRZ</b>
Floor Box (AFBS1R4BASE) with Gray Powder Coat Finish Cover (AFBS1R4CVRGRY)	<b>AFBS1R4GRY</b>
Floor Box (AFBS1R4BASE) with Plated Satin Nickel Finish Cover (AFBS1R4CVRNKL)	<b>AFBS1R4NKL</b>

Note: UL File Number E31999.

### Replacement Parts


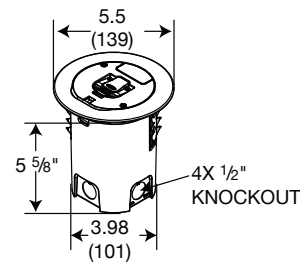
Description	Catalog Number
Low Voltage Divider	<b>AFBS1R4DIV</b>
Replacement Bottom Knockouts	<b>AFBS1R4BOTTOM</b>

### Installation





Hole Diameter	4 inch
Bottom Knock out	1 inch, ¼ inch, ½ inch concentric
Side knock out	(4) ½ inch

### Covers

- Flange diameter is 5.5 inches
- Flange thickness is ⅛ inches thick and complies with ADA requirements
- Cover load rating is 1,000 lbs, for a static load applied through a 3 inch dia. mandrel with 2x safety factor\*





### Architectural Covers










Description / Catalog Number	Cover	Description / Catalog Number	Cover
Brushed Aluminum Finish, Single fold under cable egress door. <b>AFBS1R4CVRALU</b>		Plated Antique Bronze Finish, Single fold under cable egress door. <b>AFBS1R4CVRBRZ</b>	
Plated Brushed Brass Finish, Single fold under cable egress door. <b>AFBS1R4CVRBRS</b>		Plated Satin Nickel Finish, Single fold under cable egress door. <b>AFBS1R4CVRNKL</b>	

Note: \*Load applied through a 3 in. (76mm) mandrel in center of the cover.

### Powder Coat Covers

Description / Catalog Number	Cover
Black Powder Coat Finish, Single fold under cable egress door. <b>AFBS1R4CVRBLK</b>	
Gray Powder Coat Finish, Single fold under cable egress door. <b>AFBS1R4CVRGRY</b>	

### Device Mounting Plates

Description / Catalog Number	Sub-plate	Description / Catalog Number	Sub-plate	Description / Catalog Number	Sub-plate
2X2 Sub-plate with (1) Style Line® decorator device opening and (2) keystone jack openings <b>S1R4SP2X2STYLE</b>		(1) Style Line® decorator device opening for power or datacom applications <b>S1R4SPSTYLE</b>		2X2 Sub-plate with (1) decorator device opening and (2) Ortronics® TracJack® openings <b>S1R4SP2X2STYLETJ</b>	
2X2 Sub-plate with (1) duplex device opening and (2) keystone jack openings <b>S1R4SP2X2DUPLEX</b>		(1) Duplex device opening for power or datacom applications <b>S1R4SPDUPLEX</b>		2X2 Sub-plate with (1) duplex device opening and (2) Ortronics® TracJack® openings <b>S1R4SP2X2DUPLEXTJ</b>	
(4) Single 20A receptacles. Can be wired as single or two circuit with isolated ground capability, 12 inch wire leads Includes Ⓞ stickers. <b>S1R4SPQUAD</b>		(1) 1.60 inch opening for 20 or 30A Twist-Lock® receptacle <b>S1R4SPTWIST</b>		(1) 1.40 inch opening for simplex receptacle <b>S1R4SPSIMPLEX</b>	

TracJack®, Series II® and Ortronics® are registered trademarks of Ortronics/LeGrand.

Dimensions in Inches (mm)