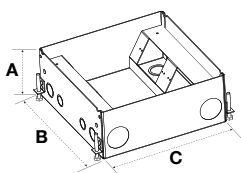


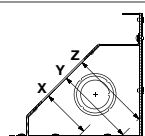
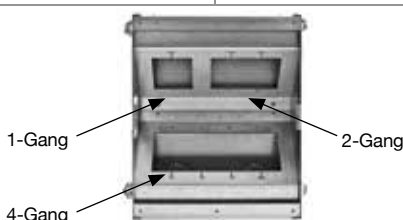



## Recessed 7- and 11-Gang Concrete Floor Boxes

Style	CFB7G Series		CFB11G Series	
	7-Gang		11-Gang	
	 <b>CFB7G4</b> <b>CFB7G6</b>		 <b>CFB11G4</b> <b>CFB11G6</b>	
Min. Depth of Pour	4.08" (103.5)	6.08" (154.3)	4.08" (103.5)	6.08" (154.3)
Adjustability	Before Pour	Before Pour	Before Pour	Before Pour
Dimensions:				
A	4.08" (103.5)	6.08" (154.3)	4.08" (103.5)	6.08" (154.3)
B	10.0" (254.0)	10.0" (254.0)	13.5" (342.9)	13.5" (342.9)
C	12.2" (309.9)	12.2" (309.9)	12.2" (309.9)	12.2" (309.9)
KO Trade Size:				
Sides	(4) 1", 1¼"	(4) 1", 1¼", 1½"	(4) 1", 1¼"	(4) 1", 1¼", 1½"
Back	(1) 1", 1¼", 1½", (1) 2"	(1) 1", 1¼", 1½", (1) 2"	(2) 1", 1¼", 1½", (1) 2"	(2) 1", 1¼", 1½", (1) 2"
Front	(2) 1", 1¼", 1½"	(2) 1", 1¼", 1½"	(2) 1", 1¼", 1½", (2) ¾", 1"	(2) 1", 1¼", 1½", (2) ¾", 1"
Bottom	(4) 1", 1¼", 1½"	(4) 1", 1¼", 1½"	(5) 1", 1¼", 1½", (2) ¾", 1"	(5) 1", 1¼", 1½", (2) ¾", 1"
Side View Depth behind mounting plate	 X - 1.01" Y - 2.41" Z - 3.51"	X - 2.37" Y - 3.77" Z - 3.65"	X - 1.02" Y - 2.42" Z - 3.50"	X - 2.37" Y - 3.81" Z - 3.72"
Accepts industry standard size wallplates (sold separately)	(1) 1-Gang (1) 2-Gang (1) 4-Gang	(1) 1-Gang (1) 2-Gang (1) 4-Gang	(2) 1-Gang (1) 3-Gang (1) 6-Gang	(1) 2-Gang (1) 3-Gang (1) 6-Gang
Interior Configuration				

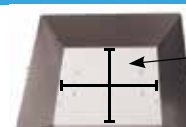
Note: UL File Number E31999. CSA File Number LR18416.

## Accessories

### On-grade Barrier









The on-grade barrier is intended for use on installations at grade level. This accessory is installed prior to the concrete pour and provides a barrier between the soil. The on-grade barrier comes with leveling feet and anchor points.

### CFBOGPAN4



Pour Pan Dimensions:  
15.75 in. sq.  
4 in. depth

## Floor Box Covers

CFB7G Series				CFB11G Series			
							
Brass	Aluminum	Black	Stainless Steel	Brass	Aluminum	Black	Stainless Steel
Flange and cover; Beveled edge for carpet, ¼" Edging				Flange and cover; Beveled edge for carpet, ¼" Edging			
<b>CFB7CVRBRS</b>	<b>CFB7CVRALU</b>	<b>CFB7CVRBLK</b>	–	<b>CFB11CVRBRS</b>	<b>CFB11CVRALU</b>	<b>CFB11CVRBLK</b>	–
Flange and cover; Square edge for tile, ½" Edging				Flange and cover; Square edge for tile, ½" Edging			
<b>CFB7TBRS</b>	<b>CFB7TALU</b>	–	–	<b>CFB11TBRS</b>	<b>CFB11TALU</b>	–	–
Flange and cover; No Edging*				Flange and cover; No Edging*			
–	–	<b>CFB7CVRCLBK</b>	<b>CFB7CVRCSS</b>	–	–	<b>CFB11CVRCLBK</b>	<b>CFB11CVRCSS</b>

Note: Covers provide a recessed area, allowing floor covering to be inserted.

\*Not UL Listed or CSA Certified.

Dimensions in Inches (mm)