






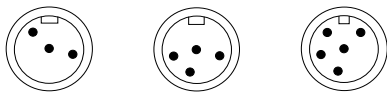
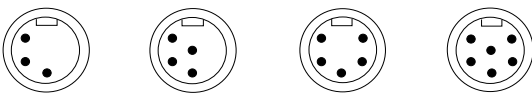

**Cables and Receptacles**

Device Type	Ratings	Wires	Conductor Colors**	Length (FT)
 <b>PH</b> = Double Ended Cable with Male/Female Straight <b>PM</b> = Male Single Ended Straight <b>PN</b> = Male Single Ended 90° <b>PF</b> = Female Single Ended Straight <b>PG</b> = Female Single Ended 90° <b>PQ</b> = Double Ended Cable with Female 90° <b>PR</b> = Double Ended Cable with Male 90° <b>PS</b> = Double Ended Cable with (2) 90° Connectors	<b>20</b> = 20A up to 600V	<b>03</b> <b>04</b> <b>05</b>	PV = Green/Yellow Black (all others)	<b>001</b> = 1' <b>005</b> = 5' <b>010</b> = 10' <b>015</b> = 15' <b>020</b> = 20' <b>025</b> = 25' <b>030</b> = 30' <b>035</b> = 35' <b>040</b> = 40' <b>045</b> = 45' <b>050</b> = 50'
	<b>23</b> = 20A up to 600V Specialty construction (Includes isolated ground on 6 wire and #10 AWG super neutral conductor on 5 and 6 wire devices, PB color code only)	<b>03</b> <b>04</b> <b>05</b> <b>06</b>	PB = Green/Yellow White Black (all others)	
<b>30</b> = 30A up to 600V	<b>04</b>	PV = Green/Yellow Black (all others)		
 <b>RF</b> = Female Receptacle with Nickel Coated Brass*   <b>RM</b> = Male Receptacle with Nickel Coated Brass*				
Example: <b>PH</b>	<b>23</b>	<b>06</b>	<b>PB</b>	<b>005</b>

Note: \*1/2" NPT rear thread.

\*\*Other color codes available upon request.

**Configurations (Male face view shown, female view is opposite)**

20 AMP	
20 AMP SNIP (with super neutral and IG)	
30 AMP	

**Tees**

Description	Catalog Number
LINKOSITY M/F/F tee, 20A, 2P.	—
LINKOSITY M/F/F tee, 20A, 3P.	TX2003002003T00
LINKOSITY M/F/F tee, 20A, 4P.	TX2004002004T00
LINKOSITY M/F/F tee, 20A, 5P.	TX2005002005T00
LINKOSITY M/F/F tee, 20A SNIG, 4P.	TX2304002304T00
LINKOSITY M/F/F tee, 20A SNIG, 6P.	TX2306002306T00
LINKOSITY M/F/F tee, 20A SNIG, A phase tap.	TX2306002304A00
LINKOSITY M/F/F tee, 20A SNIG, B phase tap.	TX2306002304B00
LINKOSITY M/F/F tee, 20A SNIG, C phase tap.	TX2306002304C00
LINKOSITY M/F/F tee, 30A, 4P.	TX3004003004T00



TX2304002304T00



CCMBC

**Closure Caps**

Description	For use with Female Receptacle	Male Inlet
20A and 30A receptacle closure cap.	CCMBC	CCFBC

Dimensions in Inches (mm)