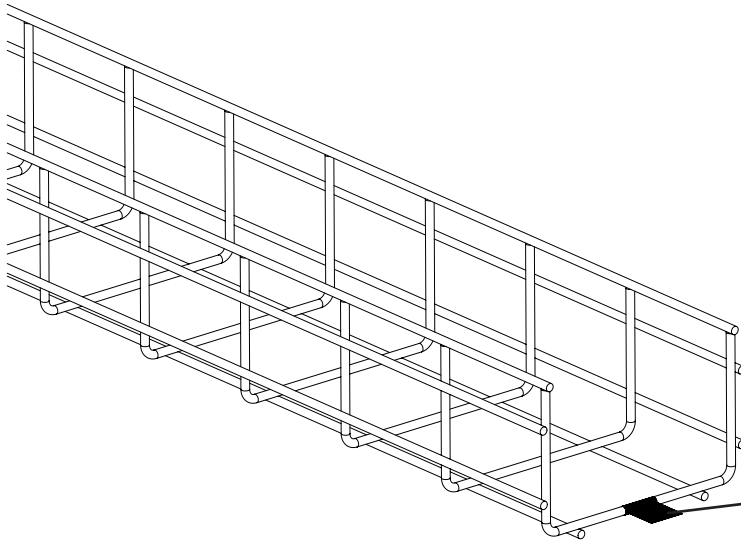
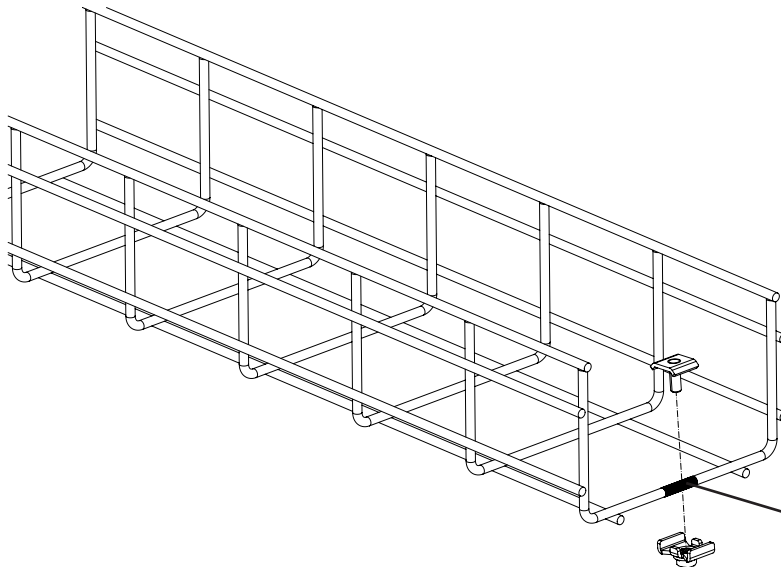


PWBSPL\*\* (Bolt-On Splice)



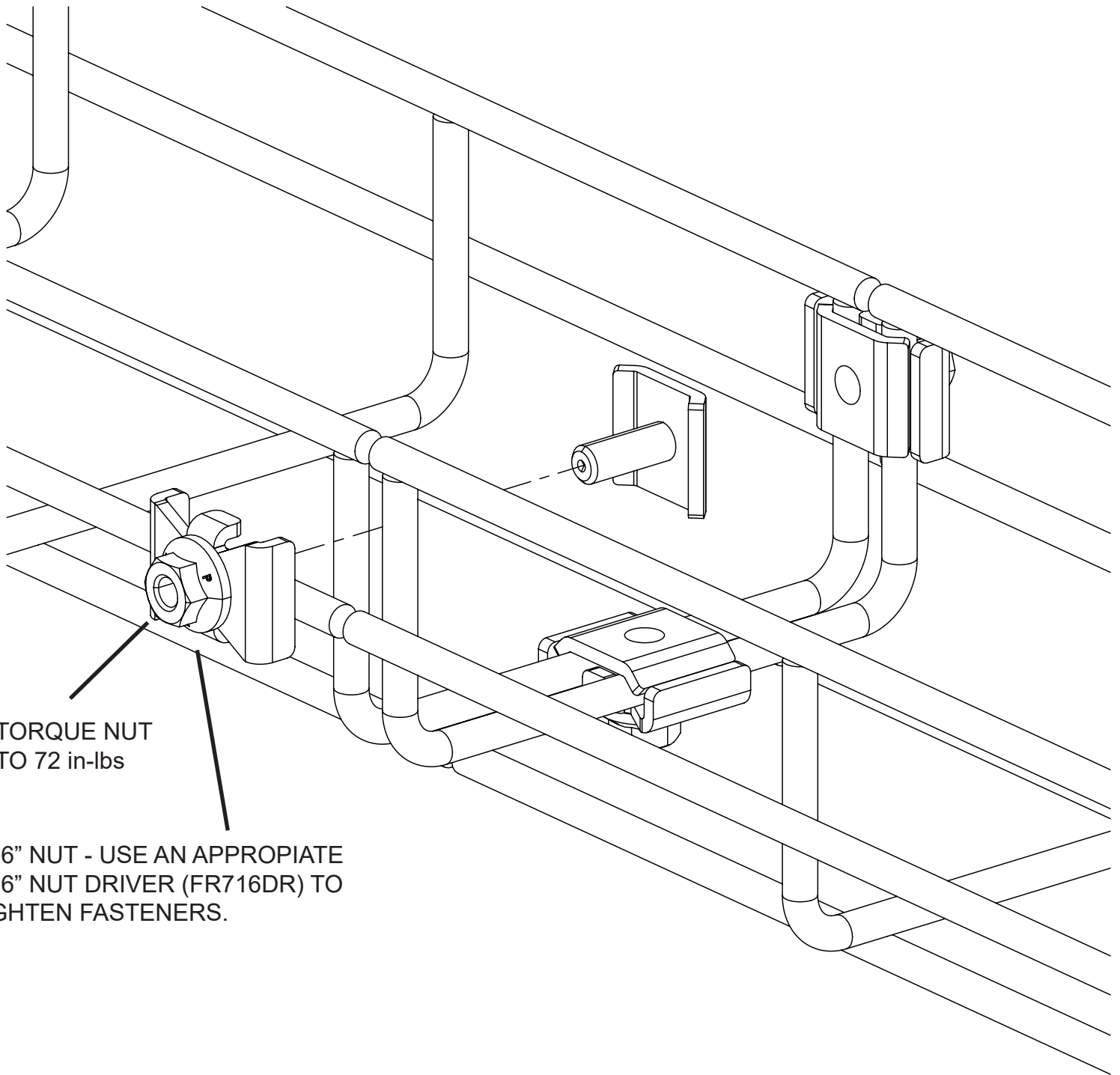
Wire Basket Bonding Tape (Remove for Bonding components)



Place and Tighten Bolt-On Splice over the area where the bonding tape was removed.

#### Notes:

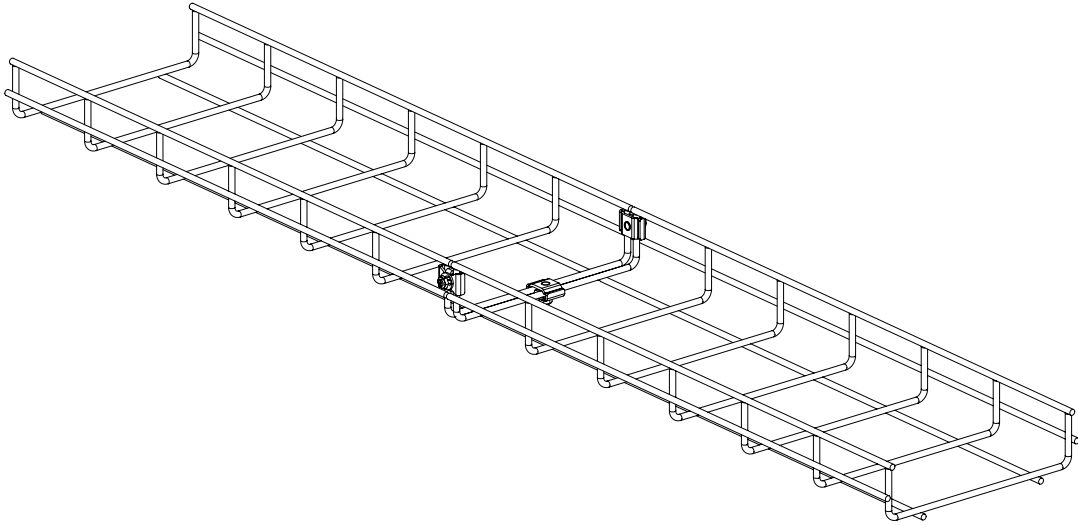
- Bonding wire basket sections is a best practice and it is highly recommended. It is also sometimes required for agency approvals.
- When possible utilize the pre-existing bonding locations. When its not possible then paint removal is required to make a proper bond.



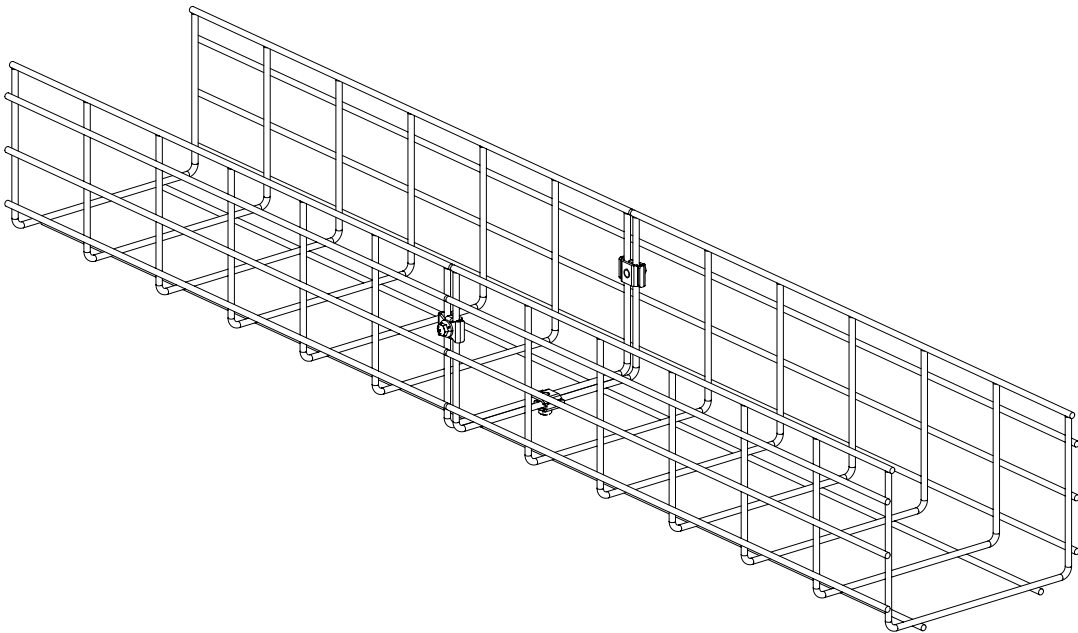
TORQUE NUT  
TO 72 in-lbs

7/16" NUT - USE AN APPROPRIATE  
7/16" NUT DRIVER (FR716DR) TO  
TIGHTEN FASTENERS.

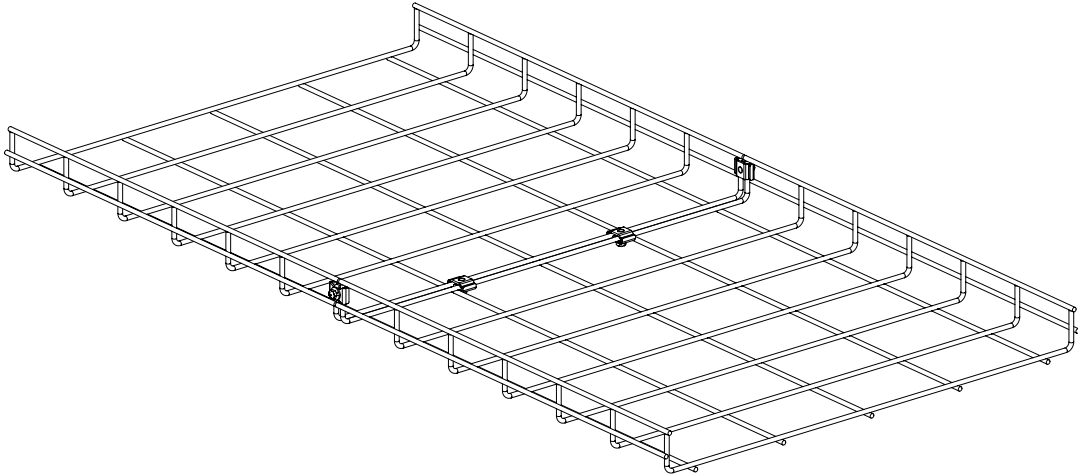
2" Height x 8" Width Wire Basket bonded using PWBSPL\*\*



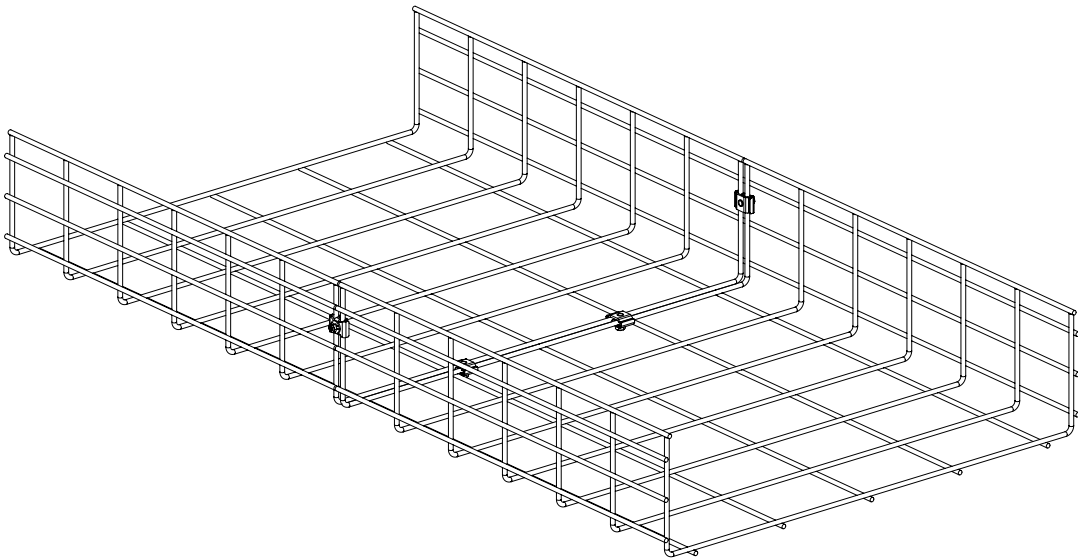
6" Height x 8" Width Wire Basket bonded using PWBSPL\*\*



2" Height x 24" Width Wire Basket bonded using PWBSPL\*\*



6" Height x 24" Width Wire Basket bonded using PWBSPL\*\*



RECOMMENDED # OF SPLICES PER BASKET	
WIDTH	#
4"	3
6"	3
8"	3
12"	4
18"	4
24"	4
30"	5
36"	6

\*Applicable to all wire basket sidewall heights.

SWL (Safe Working Loads) in Lbs/Foot					
Part Number	4' Span	5' Span	6' Span	7' Span	8' Span
<b>PWB2X4**</b>	<b>27</b>	<b>22</b>	<b>18</b>	<b>17</b>	<b>15</b>
<b>PWB2X6**</b>	<b>45</b>	<b>40</b>	<b>32</b>	<b>24</b>	<b>21</b>
<b>PWB2X8**</b>	<b>64</b>	<b>52</b>	<b>33</b>	<b>25</b>	<b>21</b>
<b>PWB2X12**</b>	<b>54</b>	<b>49</b>	<b>45</b>	<b>32</b>	<b>23</b>
<b>PWB2X18**</b>	<b>96</b>	<b>75</b>	<b>55</b>	<b>42</b>	<b>29</b>
<b>PWB2X24**</b>	<b>99</b>	<b>73</b>	<b>48</b>	<b>37</b>	<b>27</b>
<b>PWB2X30**</b>	<b>69</b>	<b>55</b>	<b>50</b>	<b>75</b>	<b>46</b>
<b>PWB2X36**</b>	<b>65</b>	<b>50</b>	<b>40</b>	<b>40</b>	<b>40</b>
<b>PWB4X4**</b>	<b>36</b>	<b>34</b>	<b>31</b>	<b>29</b>	<b>21</b>
<b>PWB4X6**</b>	<b>45</b>	<b>41</b>	<b>38</b>	<b>30</b>	<b>24</b>
<b>PWB4X8**</b>	<b>71</b>	<b>59</b>	<b>46</b>	<b>43</b>	<b>40</b>
<b>PWB4X12**</b>	<b>102</b>	<b>84</b>	<b>75</b>	<b>57</b>	<b>46</b>
<b>PWB4X18**</b>	<b>97</b>	<b>85</b>	<b>72</b>	<b>58</b>	<b>46</b>
<b>PWB4X24**</b>	<b>128</b>	<b>101</b>	<b>74</b>	<b>59</b>	<b>42</b>
<b>PWB4X30**</b>	<b>83</b>	<b>70</b>	<b>67</b>	<b>61</b>	<b>55</b>
<b>PWB4X36**</b>	<b>78</b>	<b>65</b>	<b>76</b>	<b>76</b>	<b>55</b>
<b>PWB6X6**</b>	<b>85</b>	<b>75</b>	<b>67</b>	<b>49</b>	<b>33</b>
<b>PWB6X8**</b>	<b>101</b>	<b>91</b>	<b>79</b>	<b>63</b>	<b>47</b>
<b>PWB6X12**</b>	<b>114</b>	<b>103</b>	<b>85</b>	<b>65</b>	<b>55</b>
<b>PWB6X18**</b>	<b>110</b>	<b>97</b>	<b>85</b>	<b>67</b>	<b>51</b>
<b>PWB6X24**</b>	<b>134</b>	<b>110</b>	<b>85</b>	<b>69</b>	<b>56</b>
<b>PWB6X30**</b>	<b>95</b>	<b>75</b>	<b>62</b>	<b>53</b>	<b>44</b>
<b>PWB6X36**</b>	<b>89</b>	<b>65</b>	<b>47</b>	<b>41</b>	<b>35</b>

\*Specific applications or load conditions can vary and may require additional supports or placement adjustments to accommodate actual installation needs.

\*See factory for recommended # of splices per basket for widths not listed above.

For Instructions in Local Languages  
and Technical Support:

[http://www.panduit.com/resources/install\\_maintain.asp](http://www.panduit.com/resources/install_maintain.asp)

**PANDUIT**  
www.panduit.com

E-mail:  
techsupport@panduit.com

Phone:  
866-405-6654