

A60X

Amp-Trap® Form 101

HIGH SPEED FUSES



A60X Amp-Trap Form 101 high speed fuses are popular for the protection of higher voltage heavy rectifiers such as traction rectifiers. They can carry long sustained overloads common with heavy duty apparatus. 700A through 2000A sizes are of compact, hockey-puck design, able to provide high power protection in a small space.

FEATURES/BENEFITS

- Low I²t minimizes damage to protected components on short circuit
- Controlled arc voltage reduces stress to circuit components during fuse clearing
- Choice of mounting types helps in equipment design

Catalog Numbering System					
A	60	X	600	- 4	TI
Amp-Trap Fuse	Rated Voltage - 600	Style	Amperes	Mounting Types*	Integral Blown-Fuse Indicator
				Ferrule: 1 Blades, bolt-in: 4 Hockey puck, bolt-in: 128	Trigger Indicator: TI Trigger Actuator: TA

RATINGS

- **Volts:** 600VAC
- **Amps:** 1 to 2000A
- **I.R.:** 200kA I.R. AC

HIGHLIGHTS

- Fast acting
- Current limiting
- Low I²t
- Indicator options available

APPLICATIONS

- Protection of heavy traction and electrochemical as well as rectifiers and other heavy-duty equipment

APPROVALS/STANDARDS

- UL recognized component
UL file E60314
- AC: UL guide no. JFHR2 (35-800A)



SINGLE POLE FUSE BLOCKS FOR A60X FUSES

Fuse Ampere Rating	Catalog No.
1-30	60316
31-60	P243C
61-100	P243C
101-200	P243C
201-400	P266A
401-600	P266A



Mersen products have been designed by Mersen for a range of specific applications to be operated depending on particular specification and conditions. Mersen makes no representation or/and warranty, and waives any liability either express or implied for products' reliability and life time or technical performance in case Mersen has not been provided with customer's specifications or if the products are not purchased directly from Mersen or its distributors and/or agents.

CATALOG NUMBERS (AMPS)

Catalog No.	Dimen. Fig.	Catalog No.	Dimen. Fig.	Catalog No.	Dimen. Fig.	Catalog No.	Dimen. Fig.
A60X1-1	1	A60X50-4	2	A60X225-4	3	A60X600-4	3
A60X2-1	1	A60X55-4	2	A60X250-4	3	A60X600-4TA	4
A60X3-1	1	A60X60-4	2	A60X250-4TA	4	A60X600-4TI	3
A60X4-1	1	A60X70-4	3	A60X250-4TI	3	A60X700-4	5
A60X5-1	1	A60X80-4	3	A60X300-4	3	A60X700-128	7
A60X6-1	1	A60X80-4TA	4	A60X300-4TA	4	A60X800-4	5
A60X7-1	1	A60X90-4	3	A60X300-4TI	3	A60X800-4TA	6
A60X8-1	1	A60X100-4	3	A60X350-4	3	A60X800-128	7
A60X10-1	1	A60X100-4TA	4	A60X350-4TA	4	A60X1000-128	8
A60X12-1	1	A60X125-4	3	A60X400-4	3	A60X1200-128	8
A60X15-1	1	A60X125-4TA	4	A60X400-4TA	4	A60X1500-128	8
A60X20-1	1	A60X150-4	3	A60X400-4TI	3	A60X1600-128	8
A60X25-1	1	A60X150-4TA	4	A60X450-4	3	A60X1800-128	8
A60X30-1	1	A60X175-4	3	A60X450-4TA	4	A60X2000-128	8
A60X35-4	2	A60X200-4	3	A60X500-4	3		
A60X40-4	2	A60X200-4TA	4	A60X500-4TA	4		
A60X45-4	2	A60X200-4TI	3	A60X500-4TI	3		

* For ampere ratings and styles not listed, call Technical Services at 978-248-8914.

DIMENSIONS

Catalog Number Range	Mounting Type	Fig.	Dimensions - Inches (mm)								Tap	
			A	B	C	D	E	F	G	H		
A60X1 to 30	1	1	5.00 (127)	.81 (20.6)	-	-	-	-	-	-	-	-
A60X35 to 60	4	2	4.38 (111)	.81 (20.6)	2.78 (70.6)	3.69 (93.7)	3.44 (87.4)	.34 (8.6)	.72 (18.3)	.13 (3.3)	-	-
A60X70 to 100	4, 4TI*, 4TA	3, 4*	4.41 (112)	1.00 (25.4)	2.91 (73.9)	3.72 (94.5)	3.59 (91.2)	.31 (7.9)	.75 (19.1)	.13 (3.3)	-	-
A60X125 to 200	4, 4TI*, 4TA	3, 4*	4.41 (112)	1.22 (31.0)	2.91 (73.9)	3.72 (94.5)	3.59 (91.2)	.31 (7.9)	1.00 (25.4)	.19 (4.8)	-	-
A60X225 to 400	4, 4TI*, 4TA	3, 4*	5.13 (130)	1.50 (38.1)	2.88 (73.2)	4.19 (106)	3.56 (90.4)	.41 (10.4)	1.00 (25.4)	.25 (6.4)	-	-
A60X450 to 600	4, 4TI*, 4TA	3, 4*	5.13 (130)	2.00 (50.8)	2.88 (73.2)	4.06 (103)	3.69 (93.7)	.41 (10.4)	1.50 (38.1)	.25 (6.4)	-	-
A60X700 to 800	4, 4TA*	5, 6*	7.25 (184)	2.50 (63.5)	3.00 (76.2)	5.94 (151)	4.56 (116)	.53 (13.5)	2.00 (50.8)	.38 (9.7)	-	-
A60X700 to 800	128	7	4.00 (102)	3.00 (76.2)	3.75 (95.3)	2.50 (63.5)	1.50 (38.1)	-	-	-	-	3/8-24-1/2 Deep
A60X1000 to 1200	128	8	4.00 (102)	3.50 (88.9)	3.75 (95.3)	3.00 (76.2)	1.50 (38.1)	1.50 (38.1)	-	-	-	3/8-24-1/2 Deep
A60X1500 to 2000	128	8	4.00 (102)	4.50 (114)	3.75 (95.3)	3.75 (95.3)	1.50 (38.1)	1.50 (38.1)	-	-	-	1/2-20-1/2 Deep

* Optional Trigger Actuator (TA) or Trigger Indicator (TI)

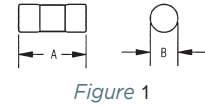


Figure 1

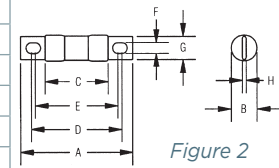


Figure 2

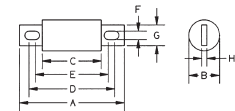


Figure 3

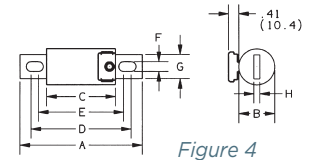


Figure 4

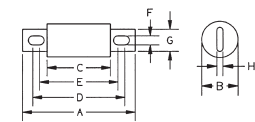


Figure 5

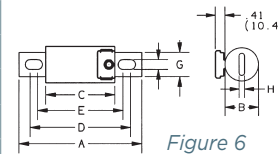


Figure 6

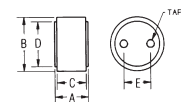


Figure 7

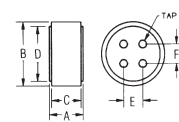


Figure 8

Mersen products have been designed by Mersen for a range of specific applications to be operated depending on particular specification and conditions. Mersen makes no representation or/and warranty, and waives any liability, either express or implied for products' reliability and life time or technical performance in case Mersen has not been provided with customer's specifications or if the products are not purchased directly from Mersen or its distributors and/or agents.